

# ANALYTICS AND REPORTS



## Force Performance Profile - March 2024

Prepared by Hampshire Constabulary's  
Organisational Analysis Team



## INDEX

Area of Focus	Measure	Data Provider	Usual Refresh Frequency	Latest Data	Page	
<b>Identifying and Protecting those who need our Help</b>	Total Crime and Formal Action Taken Outcome Volumes	Organisational Analysis	Monthly (latest)	March 2024	3	
	Total Outcome Volumes	Organisational Analysis	Monthly (latest)	March 2024	5	
	Domestic Abuse Incident and Crime Volumes	Organisational Analysis	Monthly (latest)	March 2024	6	
	Domestic Abuse FAT Outcome and Arrest Rates	Organisational Analysis	Monthly (latest)	March 2024	7	
	Harrassment - Crime and FAT Outcome Volumes	Organisational Analysis	Monthly (latest)	March 2024	8	
	Stalking - Crime and FAT Outcome Volumes	Organisational Analysis	Monthly (latest)	March 2024	9	
	Hate - Incident, Crime and FAT Outcome Volumes	Organisational Analysis	Monthly (latest)	March 2024	10	
	Crimes Against Children - Crime and Positive Outcome Volumes	Organisational Analysis	Monthly (latest)	March 2024	11	
	Online Crime and Formal Action Taken Outcome Volumes	Organisational Analysis	Monthly (latest)	March 2024	12	
	Missing Persons and Occurrences	Organisational Analysis	Monthly (latest)	March 2024	13	
	Road Traffic Collisions - Killed and Seriously Injured	Joint Operations Unit	Monthly (latest)	March 2024	14	
	Modern Day Slavery	Organisational Analysis	Monthly (latest)	March 2024	15	
	Forced Marriage & Female Genital Mutilation	Organisational Analysis	Monthly (latest)	March 2024	16	
	<b>Tackling Crime and Offending</b>	Call and Online Contact Volumes	Contact Management	Monthly (latest)	March 2024	17
		Emergency Call Deployment Timeliness	Contact Management	Monthly (latest)	March 2024	18
		Stop Search and Formal Action Taken Outcome Volumes	Organisational Analysis	Monthly (latest)	March 2024	19
Custody Volumes		Organisational Analysis	Monthly (latest)	March 2024	20	
Integrated Offender Management Re-Offending Volumes		Organisational Analysis	Quarterly (latest)	March 2024	21	
<b>Ethical and Inclusive of All</b>	Public Confidence National Survey Results	Office for National Statistics	Quarterly (one quarter in arrears)	March 2020	23	
	Strength and Recruitment	Workforce Development	Monthly (one month in Arrears)	March 2024	24	
<b>Looking after our People</b>	Assault and Hate Crime Against Police Volumes	Organisational Analysis	Monthly (latest)	March 2024	25	
	Sickness Rates	Organisational Analysis	Monthly (two month in Arrears)	January 2024	26	
<b>Building Partnerships that Enable a better Public Service</b>	Ancillary Order Volumes	Organisational Analysis	Monthly (latest)	March 2024	27	
	Citizens in Policing	Neighbourhoods LPDU	Monthly (latest)	March 2024	28	
	Firearms Licensing	Firearms Licensing	Monthly (latest)	March 2024	29	
<b>Track, Assess, Learn and Improve</b>	Service User Satisfaction Levels	Learning & Professional Development	Quarterly (latest)	March 2024	30	
	Crime Data Integrity Compliance Rates	Crime Standards	Bi-Monthly (latest)	January 2024	31	
<b>Appendices</b>	Glossary	Organisational Analysis			32	
	Community Safety Partnership Priorities	CSP Websites			34	

*This document contains a strategic overview of the Constabulary's performance. It displays a set of measures aligned with the six Areas of Focus and has been designed as a headline document to enable our customers, both internally and externally, to easily assess performance status.*

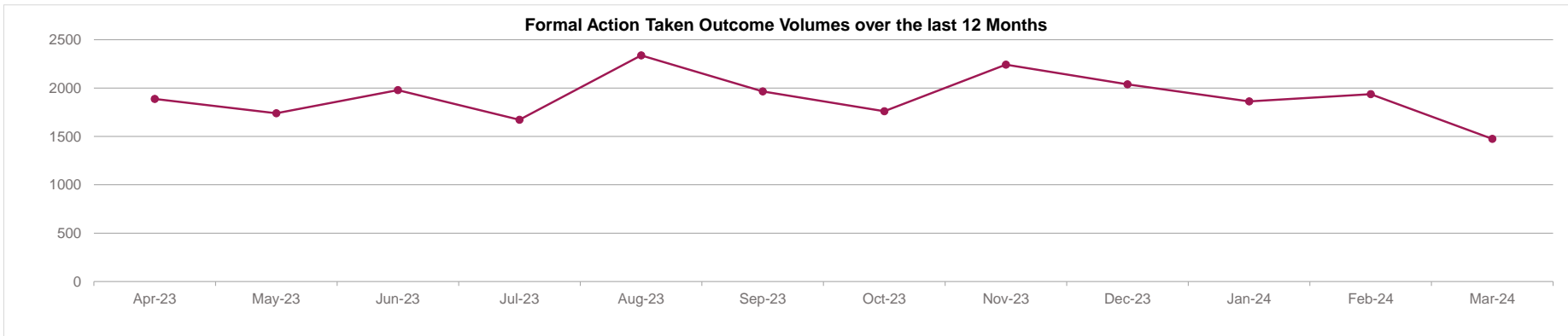
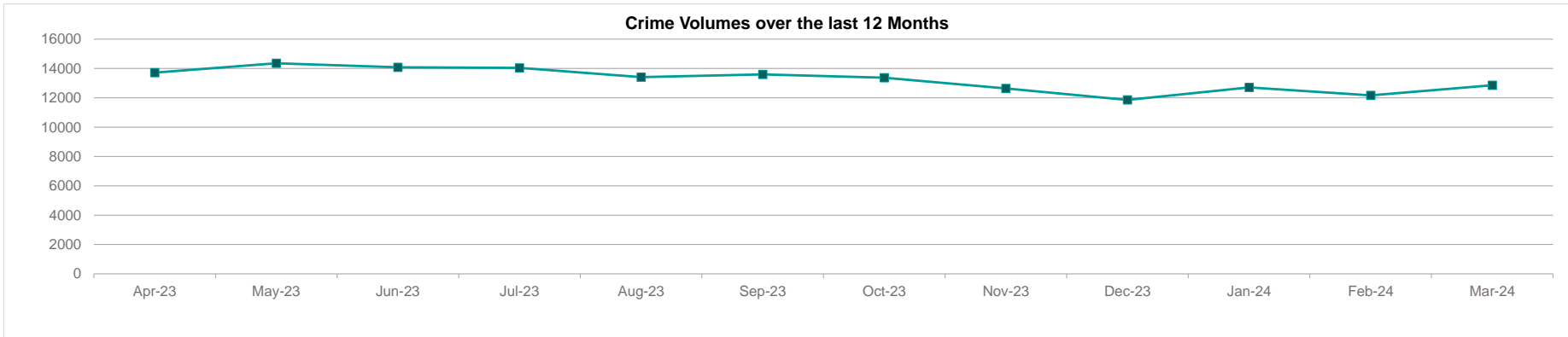
PROTECT THOSE IN NEED

TOTAL CRIME AND FORMAL ACTION TAKEN (FAT) OUTCOME VOLUMES

Throughout this report the Year to Date (YTD) period runs from April-March, with data predominantly being provided up to the end of the latest month (unless stated otherwise). Formal Action Taken (FAT) outcomes are defined as the following categories; 1 Charged/Summoned, 2 Adult Caution, 3 Youth Caution, 4 Taken into Consideration, 6 Penalty Notice for Disorder, 7 Cannabis Warning, 8 Community Resolution.

Crime Types - HMICFRS Crime Tree	Previous YTD Crimes	Previous YTD FAT	Previous YTD FAT %	Current YTD Crimes	Current YTD FAT	Current YTD FAT %	Crimes Variance	FAT Variance	FAT % Variance
<b>All Crime</b>	<b>173,645</b>	<b>21,321</b>	<b>12.3%</b>	<b>158,813</b>	<b>22,897</b>	<b>14.4%</b>	<b>-14,832</b>	<b>1,576</b>	<b>2.1%</b>
1a Homicide	13	6	46.2%	12	8	66.7%	-1	2	20.5%
1b Violence with Injury	21,236	3,347	15.8%	19,371	3,386	17.5%	-1,865	39	1.7%
1c Violence without Injury	51,556	4,818	9.3%	45,477	4,898	10.8%	-6,079	80	1.4%
2a Rape	2,640	94	3.6%	2,359	147	6.2%	-281	53	2.7%
2b Other Sexual Offences	4,640	388	8.4%	4,184	507	12.1%	-456	119	3.8%
3a Robbery of Business Property	157	44	28.0%	150	49	32.7%	-7	5	4.6%
3b Robbery of Personal Property	1,173	102	8.7%	1,073	91	8.5%	-100	-11	-0.2%
4a1 Burglary - Residential	5,667	235	4.1%	8,862	361	4.1%	3,195	126	-0.1%
4a2 Burglary - Business & Community	2,553	201	7.9%	2,541	264	10.4%	-12	63	2.5%
4b Vehicle Offences	11,025	276	2.5%	9,638	272	2.8%	-1,387	-4	0.3%
4c Theft from the Person	1,006	12	1.2%	1,040	24	2.3%	34	12	1.1%
4d Bicycle Theft	2,513	40	1.6%	1,676	45	2.7%	-837	5	1.1%
4e Shoplifting	10,252	2,082	20.3%	14,233	3,879	27.3%	3,981	1,797	6.9%
4f All Other Theft Offences	12,252	293	2.4%	11,573	371	3.2%	-679	78	0.8%
5a Criminal Damage	15,267	1,611	10.6%	13,469	1,443	10.7%	-1,798	-168	0.2%
5b Arson	582	53	9.1%	494	54	10.9%	-88	1	1.8%
6a Trafficking of Drugs	936	384	41.0%	1,289	365	28.3%	353	-19	-12.7%
6b Possession of Drugs	4,495	3,804	84.6%	4,551	3,573	78.5%	56	-231	-6.1%
7 Possession of Weapons Offences	2,141	647	30.2%	2,216	691	31.2%	75	44	1.0%
8 Public Order Offences	20,867	2,402	11.5%	16,295	2,078	12.8%	-4,572	-324	1.2%
9 Miscellaneous Crimes against Society	2,691	482	17.9%	2,478	523	21.1%	-213	41	3.2%
Anti-Social Behaviour	23,476	-	-	20,039	-	-	-3,437	-	-

Note: The above 'All Crime' totals do not include the 'Anti-Social Behaviour' values, they are based only on the values from crime types within the HMICFRS crime tree.



**Most Similar Group (MSG) Comparisons**

Total Crime	MSG Position
MSG position	6 of 8
Hampshire	19.4
MSG average	18.3
MSG range	6.4
Change in position	1

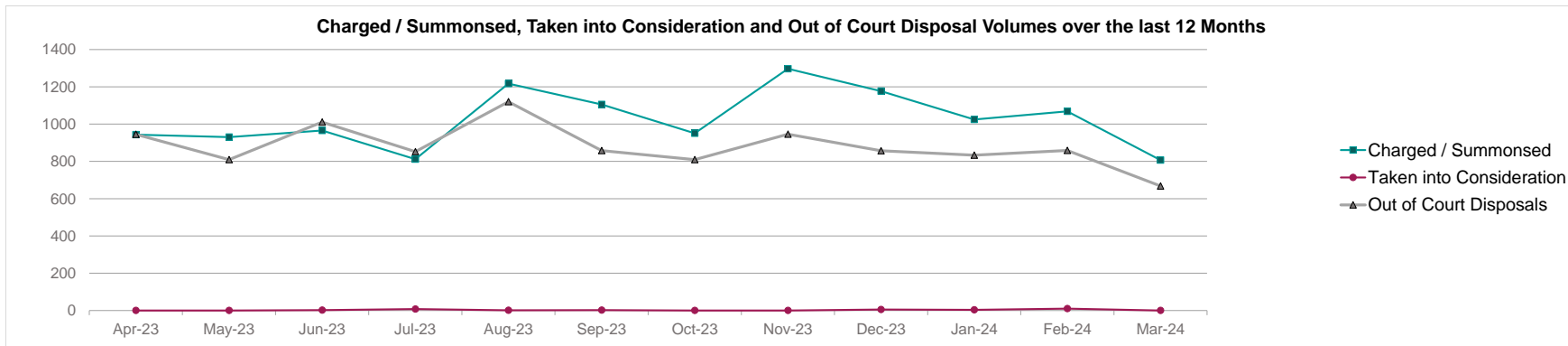
*Note: Crimes per 1000 population*

Total FAT Outcomes	MSG Position
MSG position	2 of 8
Hampshire	14.3%
MSG average	13.0%
MSG range	4.9%
Change in position	4

**All Outcomes**

Outcome Types	Previous YTD	Current YTD	Change	% Change
Formal Action Taken	21,321	22,897	1,576	7.4%
Formal Action Not Appropriate	3,245	3,179	-66	-2.0%
No Formal Action - Victim Based	42,955	34,955	-8,000	-18.6%
No Formal Action - Investigation Based	117,475	95,187	-22,288	-19.0%
Outcome 20 - Other Agencies	1,857	2,705	848	45.7%
Outcome 21 - Not in the Public Interest	1,591	1,224	-367	-23.1%
<b>Total Outcomes</b>	<b>188,444</b>	<b>160,147</b>	<b>-28,297</b>	<b>-15.0%</b>

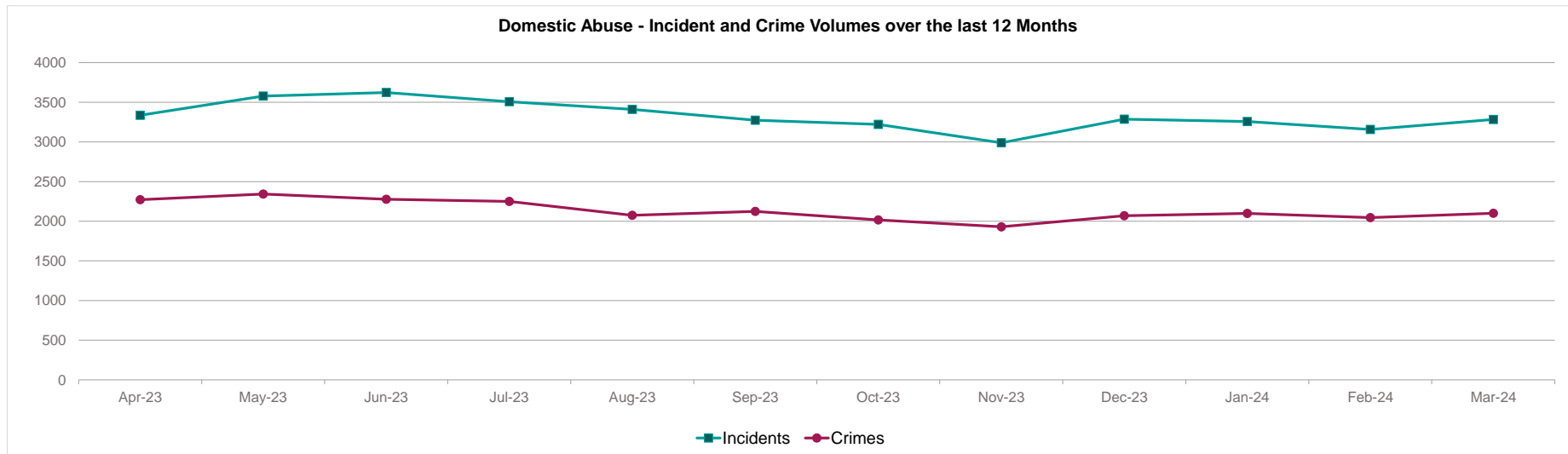
FAT Outcome Types	Previous YTD	Current YTD	Change	% Change
Charged / Summonsed	10,427	12,298	1,871	17.9%
Taken into Consideration	56	32	-24	-42.9%
Out of Court Disposals	10,837	10,567	-270	-2.5%
<i>Youth Caution</i>	394	275	-119	-30.2%
<i>Adult Caution</i>	1,970	1,739	-231	-11.7%
<i>Penalty Notice for Disorder</i>	2	0	-2	-100.0%
<i>Warning - Cannabis Possession</i>	0	0	0	-
<i>Community Resolution</i>	8,471	8,553	82	1.0%



## DOMESTIC ABUSE - INCIDENT AND CRIME VOLUMES

Domestic Abuse	Previous YTD	Current YTD	Change	% Change
Incidents	45,119	39,921	-5,198	-11.5%
Repeat Incidents	20,870	16,317	-4,553	-21.8%
Repeat Incident Rate	46.3%	40.9%	-	-5.4%
Crimes	29,654	25,602	-4,052	-13.7%
Repeat Crimes	11,727	9,439	-2,288	-19.5%
Repeat Crime Rate	39.5%	36.9%	-	-2.7%

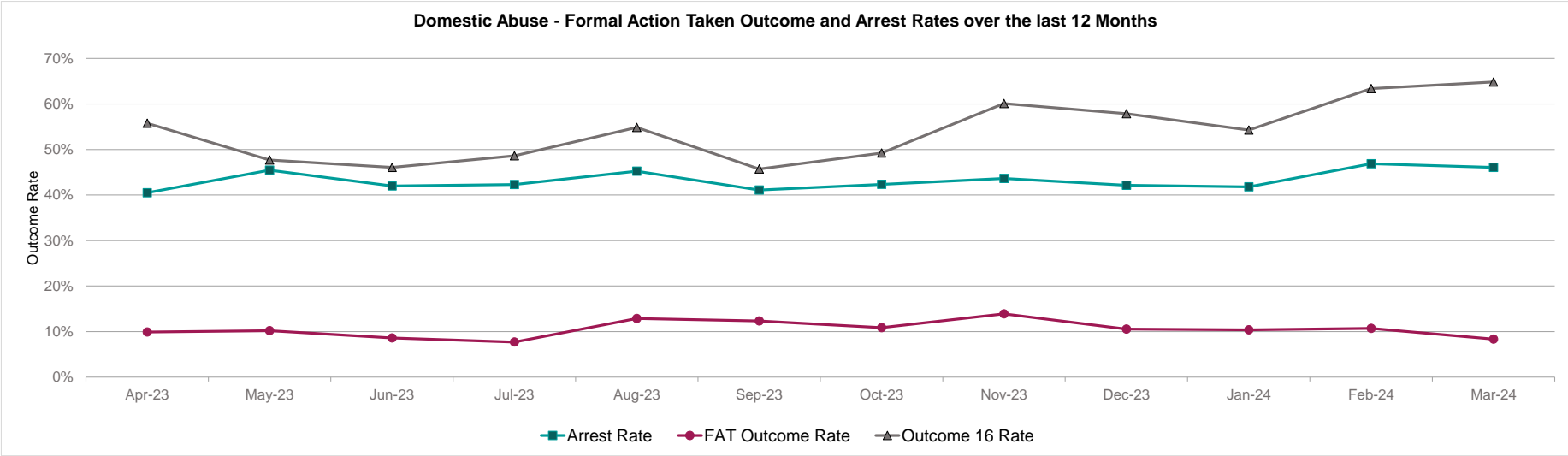
*Note: A repeat domestic is defined as where an individual has been recorded as a victim on one or more previous occasions in the last rolling 365 days.*



**DOMESTIC ABUSE - FORMAL ACTION TAKEN (FAT) OUTCOME AND ARREST RATES**

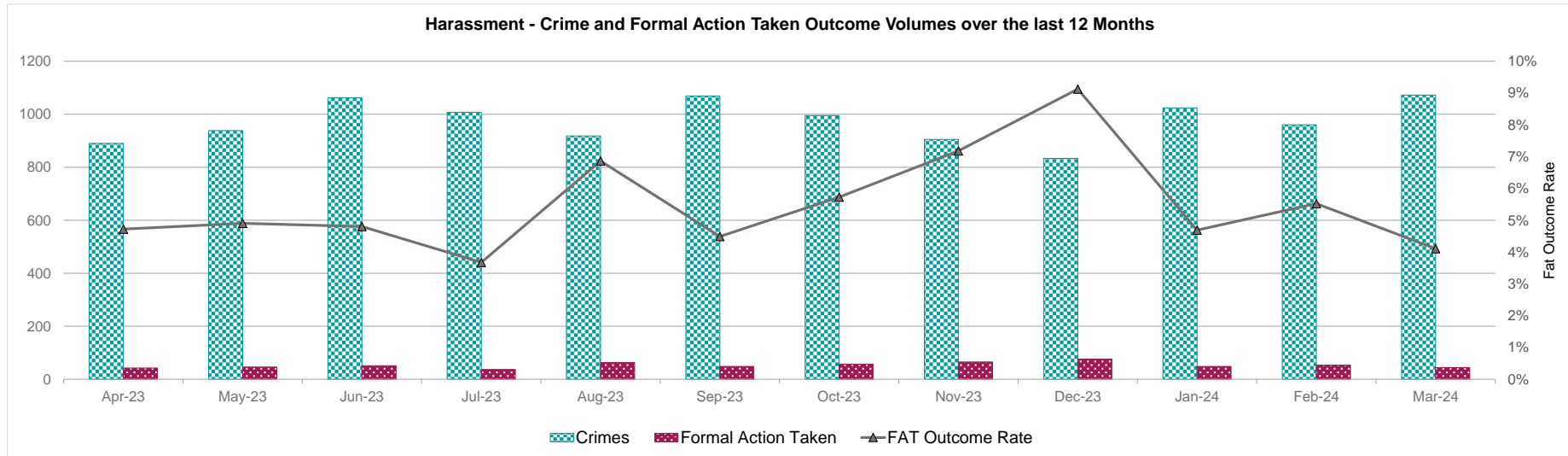
Domestic Abuse	Previous YTD	Current YTD	Change	% Change
Arrest Rate	42.9%	43.3%	-	0.3%
Formal Action Taken	2,660	2,679	19	0.7%
FAT Outcome Rate	9.0%	10.5%	-	1.5%
Outcome 16	19,845	13,782	-6,063	-30.6%
Outcome 16 Rate	66.9%	53.8%	-	-13.1%

*Note: Outcome 16 is where the victim does not support / withdraws support where a named suspect is identified.*



## HARASSMENT - CRIME AND FORMAL ACTION TAKEN (FAT) OUTCOME VOLUMES

Harassment	Previous YTD	Current YTD	Change	% Change
Crimes	10,810	11,673	863	8.0%
Formal Action Taken	446	630	184	41.3%
FAT Outcome Rate	4.1%	5.4%	-	1.3%



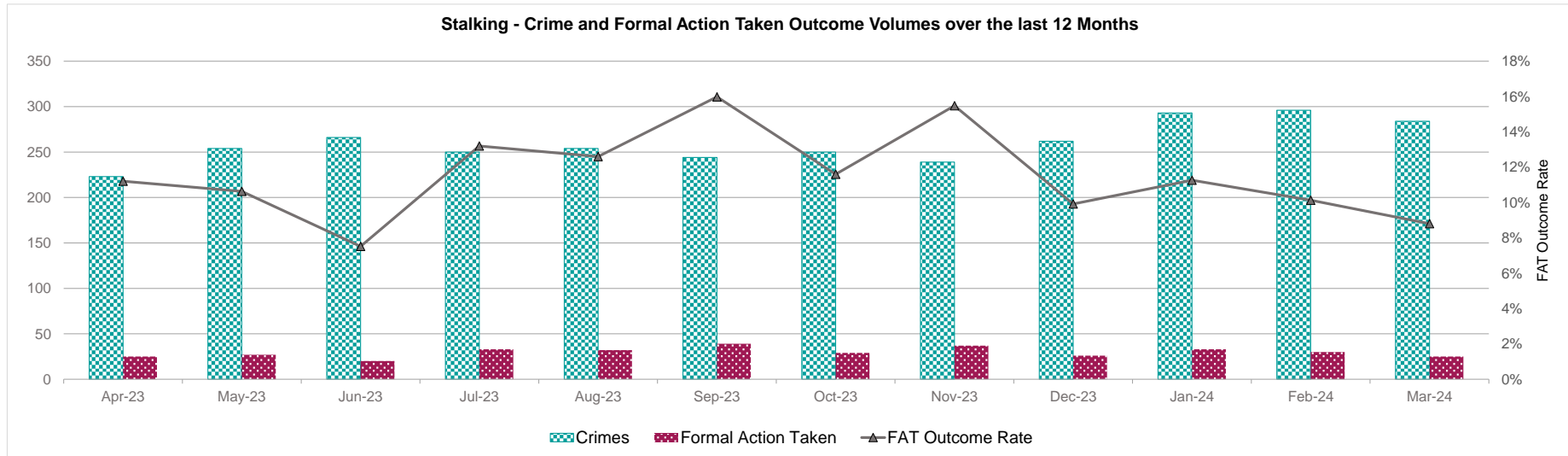
*Notes: The Protection from Harassment Act 1997 is designed to be used where no other substantive notifiable offence exists. It addresses series of incidents that do not amount to the commission of a substantive offence per se, but when looked at as a course of conduct are likely to cause fear, alarm or distress.*

*However, a course of conduct where all or some of the incidents do amount to substantive notifiable offences could also amount to harassment. Where this is the case the harassment will be recorded in addition to the most serious additional victim based offence involving the same victim-offender relationship reported at the same time. This Home Office Counting Rule change came into effect in April 2018.*



## STALKING - CRIME AND FORMAL ACTION TAKEN (FAT) OUTCOME VOLUMES

Stalking	Previous YTD	Current YTD	Change	% Change
Crimes	3,221	3,115	-106	-3.3%
Formal Action Taken	319	356	37	11.6%
FAT Outcome Rate	9.9%	11.4%	-	1.5%

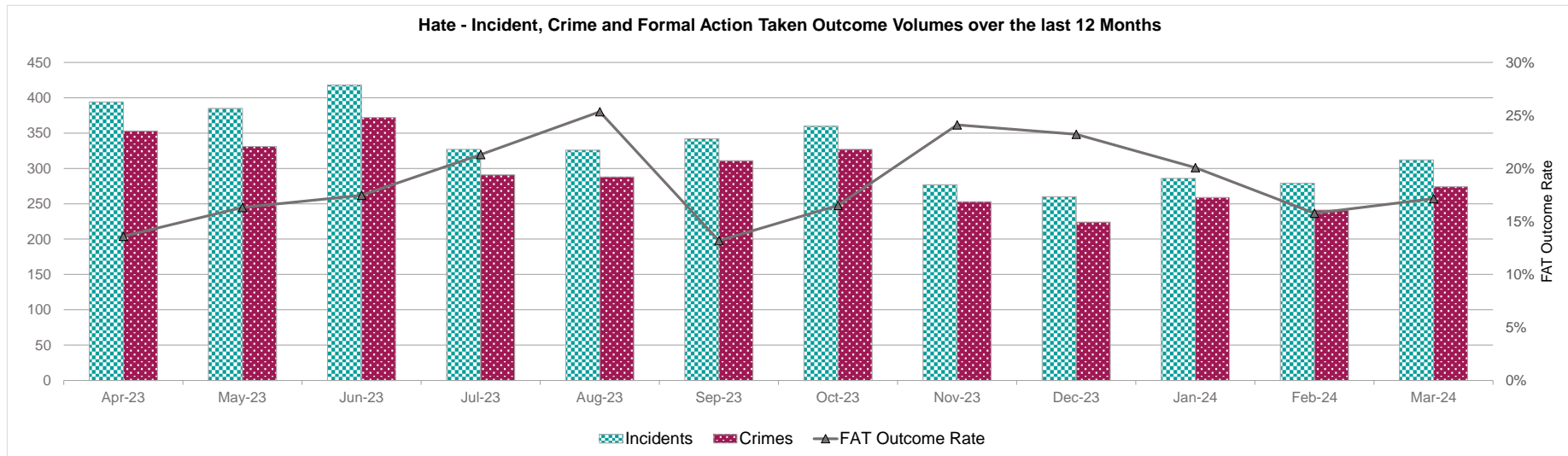


*Note: Following the change in Home Office Counting Rules in April 2018, stalking should be recorded in addition to the most serious additional notifiable crime reported at the same time (per victim offender relationship).*

## HATE - INCIDENT, CRIME AND FORMAL ACTION TAKEN (FAT) OUTCOME VOLUMES

Hate	Previous YTD	Current YTD	Change	% Change
Incidents	5,058	3,966	-1,092	-21.6%
Crimes	4,459	3,524	-935	-21.0%
Repeat Crimes	957	615	-342	-35.7%
Formal Action Taken	725	647	-78	-10.8%
FAT Outcome Rate	16.3%	18.4%	-	2.1%

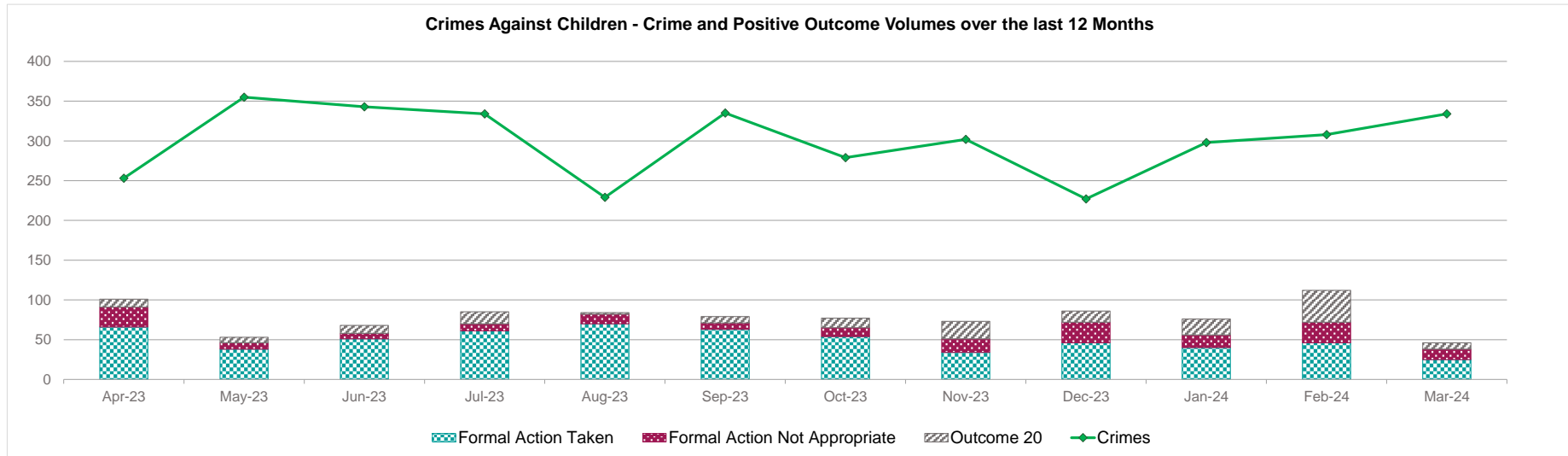
Characteristic	Current YTD
Disability	325
Faith / Religion	71
Gender Identity	123
Race	1,186
Sexual Orientation	333



*Note: It is possible for multiple characteristics to be recorded alongside one occurrence. Therefore the totals of characteristic and crime may not tally.*

## CRIMES AGAINST CHILDREN - CRIME AND POSITIVE OUTCOME VOLUMES

Crimes Against Children	Previous YTD	Current YTD	Change	% Change
Crimes	3,811	3,597	-214	-5.6%
Cases to Court	220	312	92	41.8%
FAT / FANA / Outcome 20	850	940	90	10.6%
Positive Outcome Rate	22.3%	26.1%	-	3.8%



Notes: The crime codes selected are those defined by HMICFRS for crimes committed against children.

The performance success of Crimes Committed Against Children Investigations is not simply measured by the number of convictions. Any investigation must consider the needs and views of the child. Crimes Committed Against Children covers a wide range of offences, including physical and sexual, with offenders not just strangers but often within the family. It also includes offences where both the victim and the offender are children. Almost all offences involving child victims involve multiple agencies working together to safeguard. In order to understand our own performance, we measure three key areas;

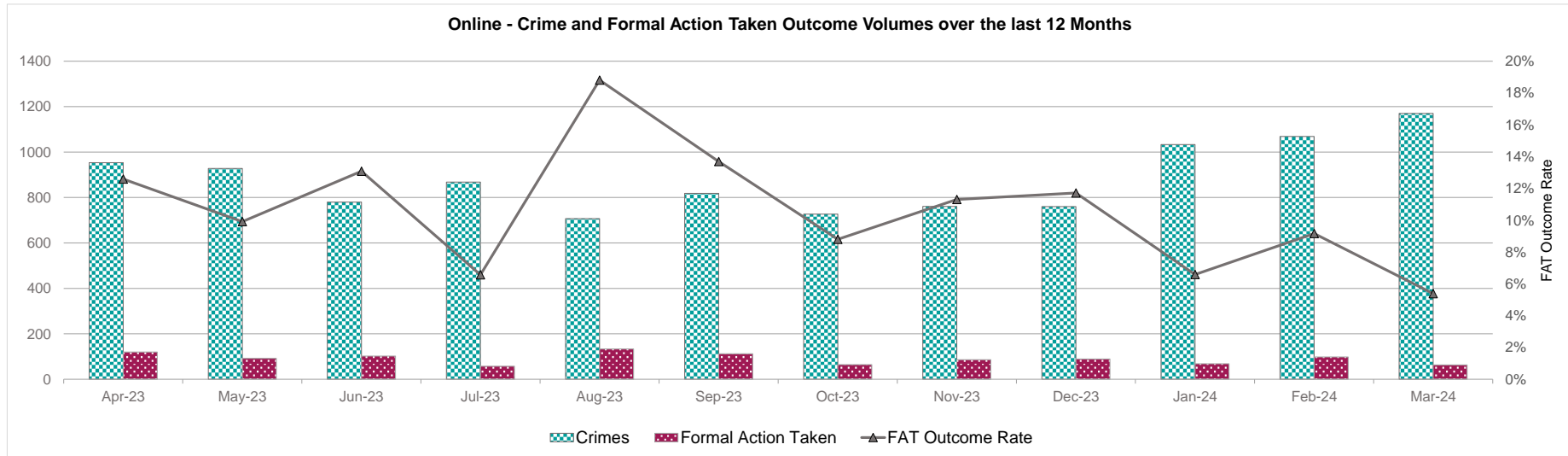
**Formal Action Taken** - Where we have either charged the suspect who will then go to court, or give them a formal out of court disposal such as a conditional caution or community resolution, where we can attach conditions, for example to undertake education or parenting courses.

**Formal Action Not Applicable** - Sometimes we have sufficient evidence to proceed with a charge or formal outcome but for all of the reasons outlined above we will not proceed to a prosecution. Often this is because of the impact on the victim, their wishes, or the public interest in prosecuting the offender, for example where the child is very young and the consequences of the action taken were not necessarily realised and would result in a criminal record. More often than not this relates to offences where the victim or offender were of a similar age.

**Outcome 20** - This is used where another agency other than police have primacy for the action taken following the report of a crime. In most cases this will be social services and often results from joint investigations related to crimes within the family such as low level assaults or neglectful living conditions. Often in these cases the intervention of other services may help improve the long term care of the child and is therefore in their best interest.

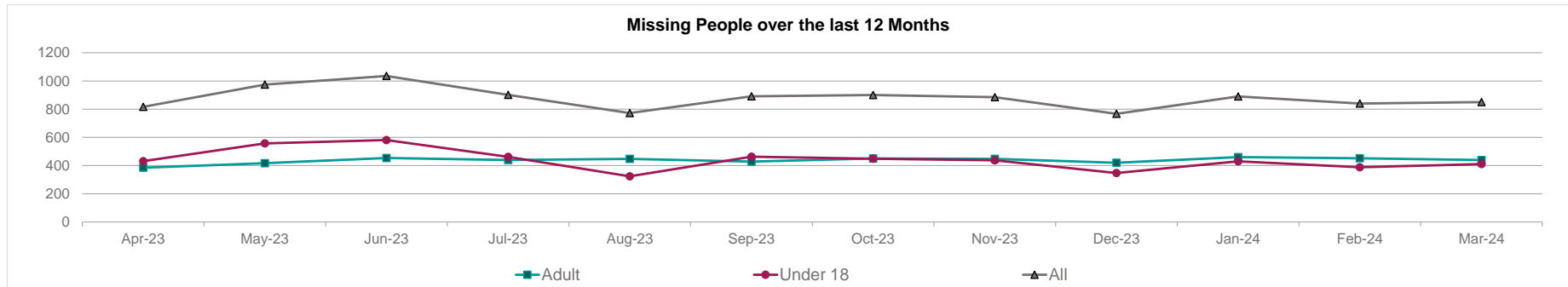
**ONLINE - CRIME AND FORMAL ACTION TAKEN (FAT) OUTCOME VOLUMES**

Online	Previous YTD	Current YTD	Change	% Change
Crimes	10,713	10,574	-139	-1.3%
Formal Action Taken	905	1,084	179	19.8%
FAT Outcome Rate	8.4%	10.3%	-	1.8%

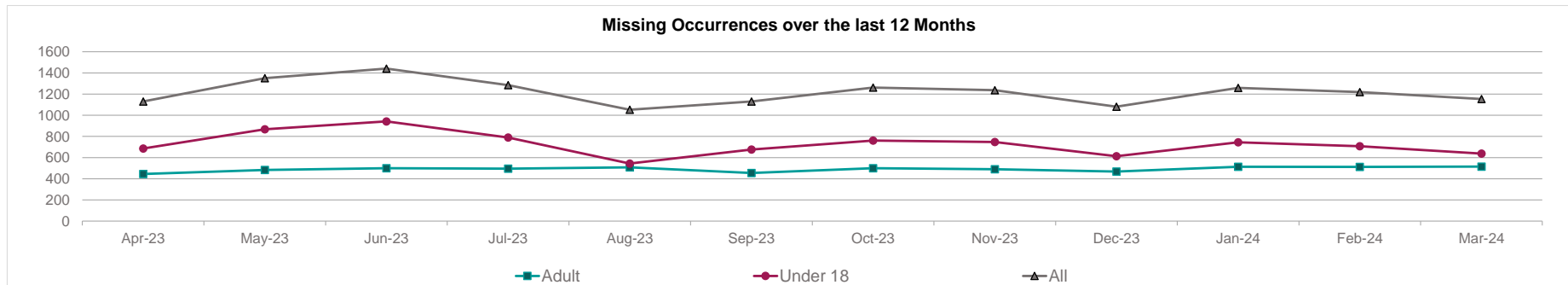


## MISSING PERSONS

Missing People	Previous YTD	Current YTD	Change	% Change
<b>Total</b>	<b>10,336</b>	<b>10,521</b>	<b>185</b>	<b>1.8%</b>
Adult Missing	5,245	5,241	-4	-0.1%
Child Missing	5,091	5,280	189	3.7%

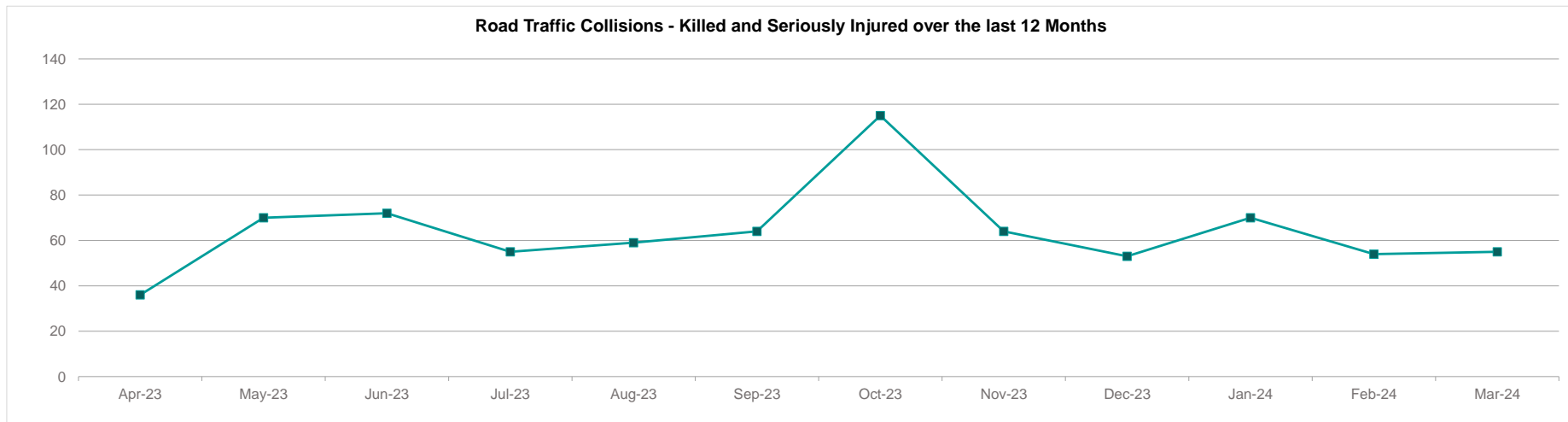


Missing Occurrences	Previous YTD	Current YTD	Change	% Change
<b>Total</b>	<b>13,990</b>	<b>14,597</b>	<b>607</b>	<b>4.3%</b>
Adult Missing	5,734	5,882	148	2.6%
Child Missing	8,256	8,715	459	5.6%



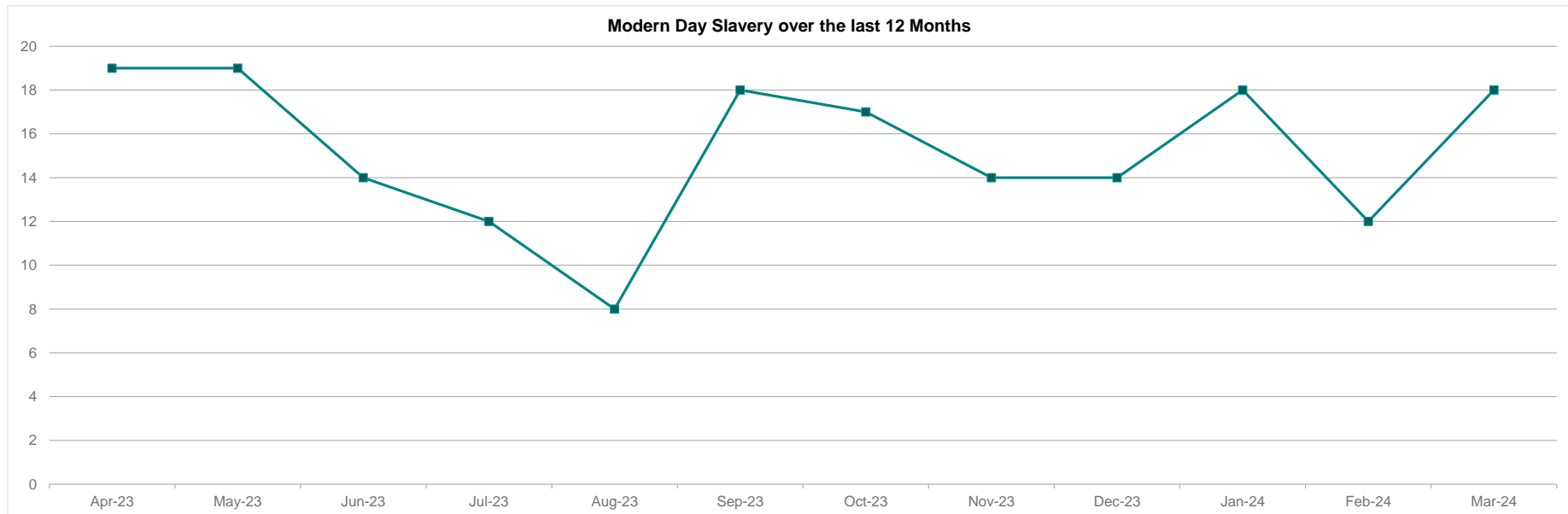
**ROAD TRAFFIC COLLISIONS (RTC's) - KILLED AND SERIOUSLY INJURED (KSI)**

Road Traffic Collisions	Previous YTD	Current YTD	Change	% Change
Damage Only	2,961	2,834	-127	-4.3%
Death	36	33	-3	-8.3%
Minor Injury	2,353	2,204	-149	-6.3%
Serious Injury	720	734	14	1.9%
<b>Total</b>	<b>6,070</b>	<b>5,805</b>	<b>-265</b>	<b>-4.4%</b>
<b>Killed &amp; Seriously Injured</b>	<b>756</b>	<b>767</b>	<b>11</b>	<b>1.5%</b>



## MODERN DAY SLAVERY

Modern Day Slavery	Previous YTD	Current YTD	Change	% Change
Crimes	180	183	3	1.7%
Child Trafficking Crimes	6	2	-4	-66.7%
Formal Action Taken	5	1	-4	-80.0%
Formal Action not Appropriate	56	37	-19	-33.9%
No Formal Action - Victim Based	149	137	-12	-8.1%
No Formal Action - Investigation Based	1	0	-1	-100.0%
Outcome 20 - Other Agencies	0	0	0	-



*Note: Child Trafficking - These are crimes coded to 'arrange or facilitate travel of another person with a view of exploitation', where the victim is aged 17 or under. This data is likely to see significant fluctuations over the months, as Hampshire has to record each crime that comes to its attention, many of which will then be transferred to the force having jurisdiction over the point of entry into the UK.*

**FORCED MARRIAGE AND FEMALE GENITAL MUTILATION**

<b>Forced Marriage</b>	<b>Previous YTD</b>	<b>Current YTD</b>	<b>Change</b>	<b>% Change</b>
Crimes	1	2	1	100.0%
Formal Action Taken	0	0	0	-
Formal Action not Appropriate	0	0	0	-
No Formal Action - Victim Based	0	0	0	-
No Formal Action - Investigation Based	1	1	0	0.0%
Outcome 20 - Other Agencies	0	0	0	-
Outcome 21 - Not in the Public Interest	0	0	0	-

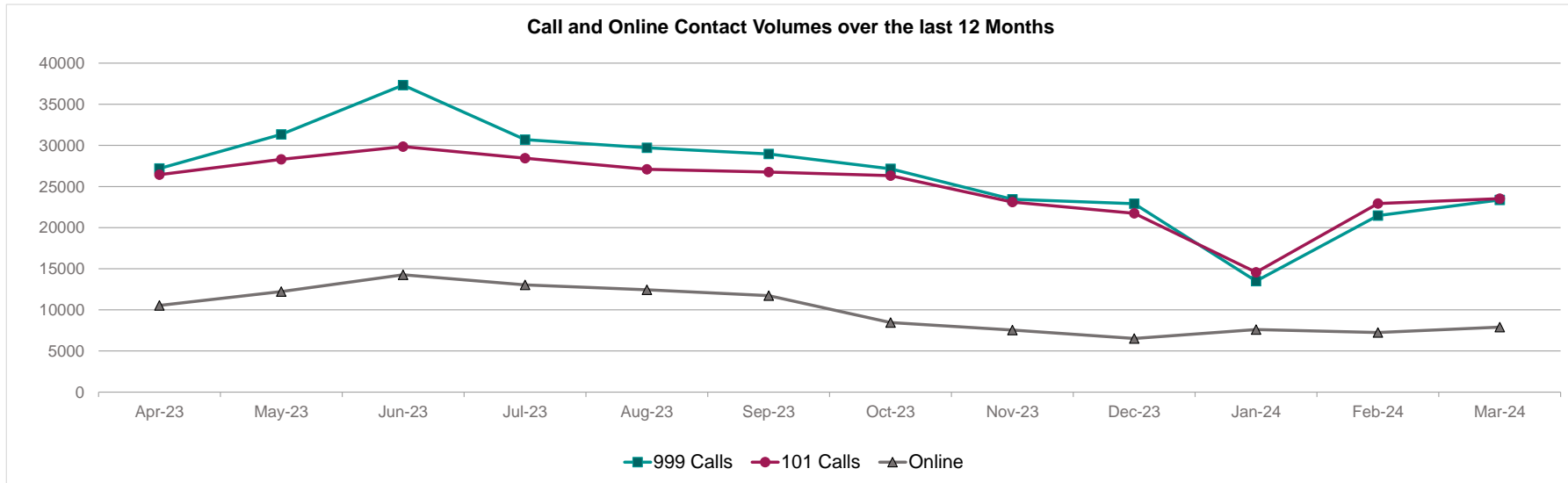
<b>Female Genital Mutilation</b>	<b>Previous YTD</b>	<b>Current YTD</b>	<b>Change</b>	<b>% Change</b>
Crimes	0	0	0	-
Formal Action Taken	0	0	0	-
Formal Action not Appropriate	0	0	0	-
No Formal Action - Victim Based	0	0	0	-
No Formal Action - Investigation Based	0	0	0	-
Outcome 20 - Other Agencies	0	0	0	-
Outcome 21 - Not in the Public Interest	0	0	0	-



## FIGHT CRIME

### CALL AND ONLINE CONTACT VOLUMES

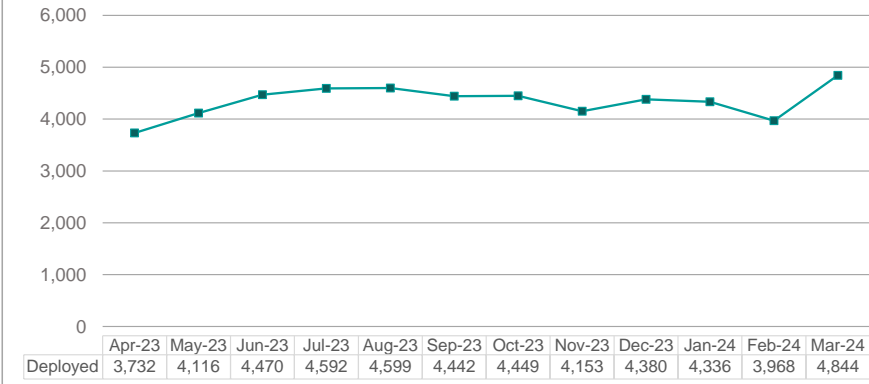
Contact Volumes	Previous YTD	Current YTD	Change	% Change
999 Calls	304,192	317,077	12,885	4.2%
<i>Within Service Level</i>	252,869	263,749	10,880	4.3%
<i>% Service Level</i>	83.1%	83.2%	-	0.1%
101 Calls	379,383	299,090	-80,293	-21.2%
Online	120,002	119,537	-465	-0.4%



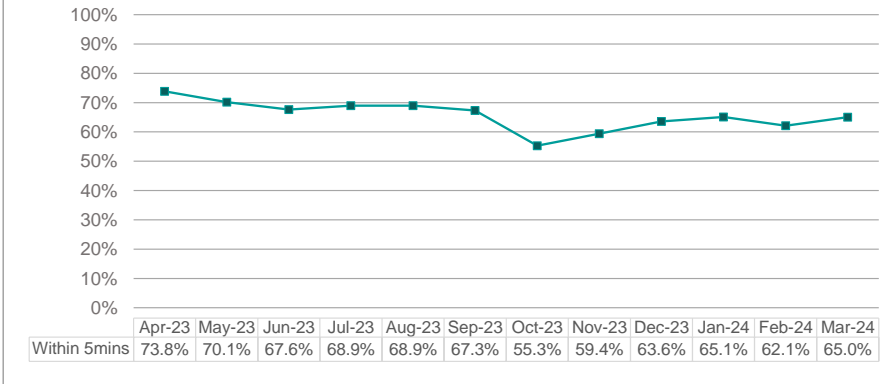
*Note: The way Online Contact Volumes are counted changed in 2020/21. The data for 2019/20 does not include Postmaster emails.*

## EMERGENCY CALL DEPLOYMENT TIMELINESS

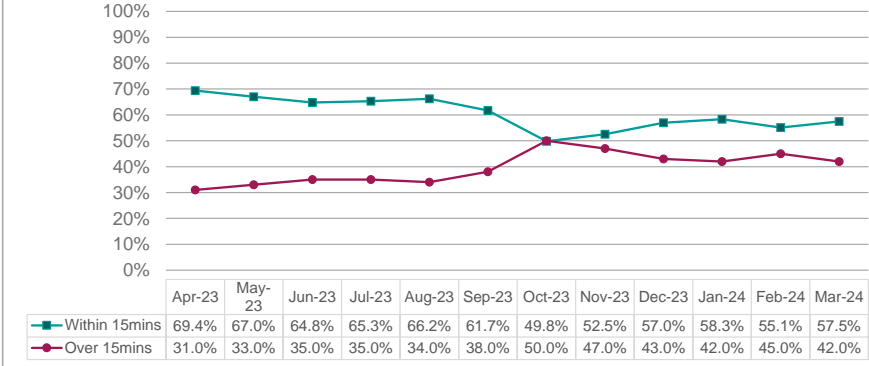
**Grade 1 Deployment Volumes over the last 12 Months**



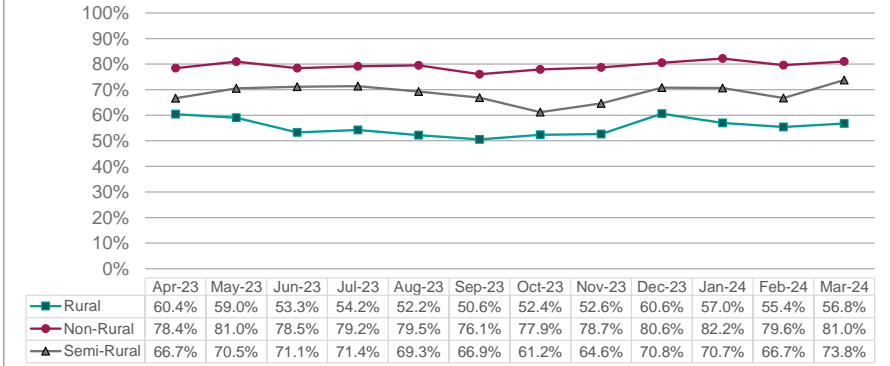
**% Dispatched within 5 Minutes over the last 12 Months**



**% of Grade 1 Emergencies On Scene within 15 Minutes over the last 12 Months**



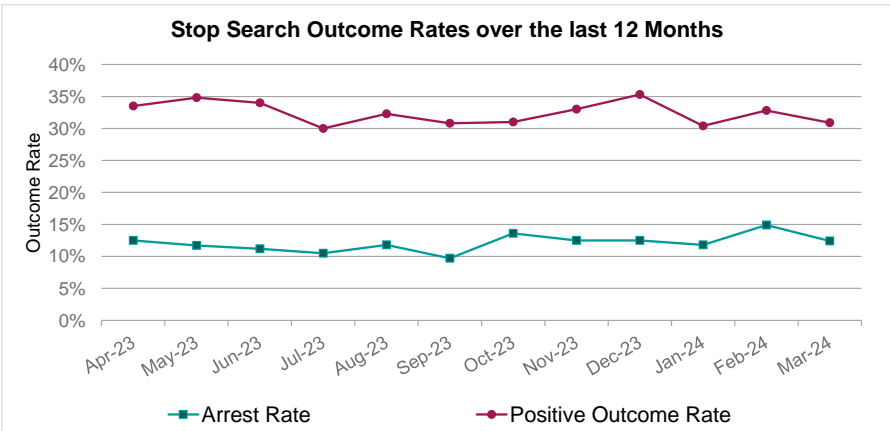
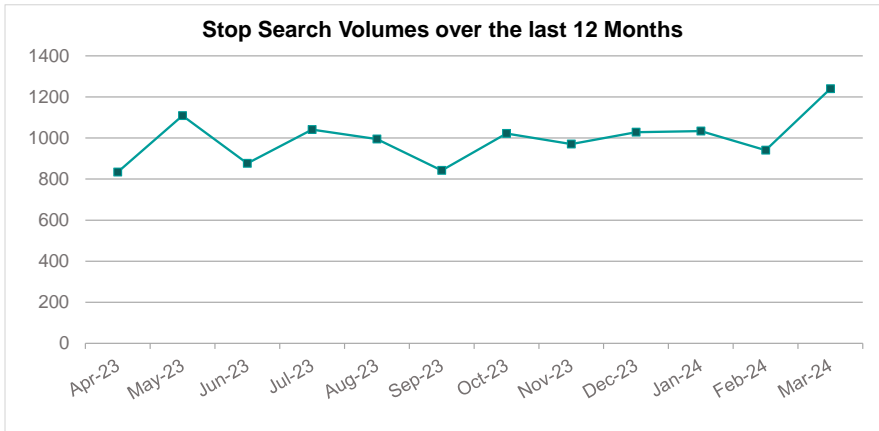
**% of Rural v Non-Rural Grade 1 Emergencies On Scene On Time over the last 12 Months**



## STOP SEARCH AND FORMAL ACTION TAKEN (FAT) OUTCOME VOLUMES

Stop Search	Previous YTD	Current YTD	Change	% Change
<b>Total</b>	<b>9,362</b>	<b>11,931</b>	<b>2,569</b>	<b>27.4%</b>
Arrest Rate	9.5%	12.1%	-	2.6%
Positive Outcome Rate (incl. Arrest)	31.3%	32.4%	-	1.1%
Disproportionality - Black	6.7	6.6	-0.1	-1.9%
Disproportionality - BME	2.5	2.7	0.1	5.6%

*Notes: BME is based on visual ethnicity and not self-defined ethnicity.  
In order to be proportionate, Black, Asian and BME disproportionality need to equal one.*



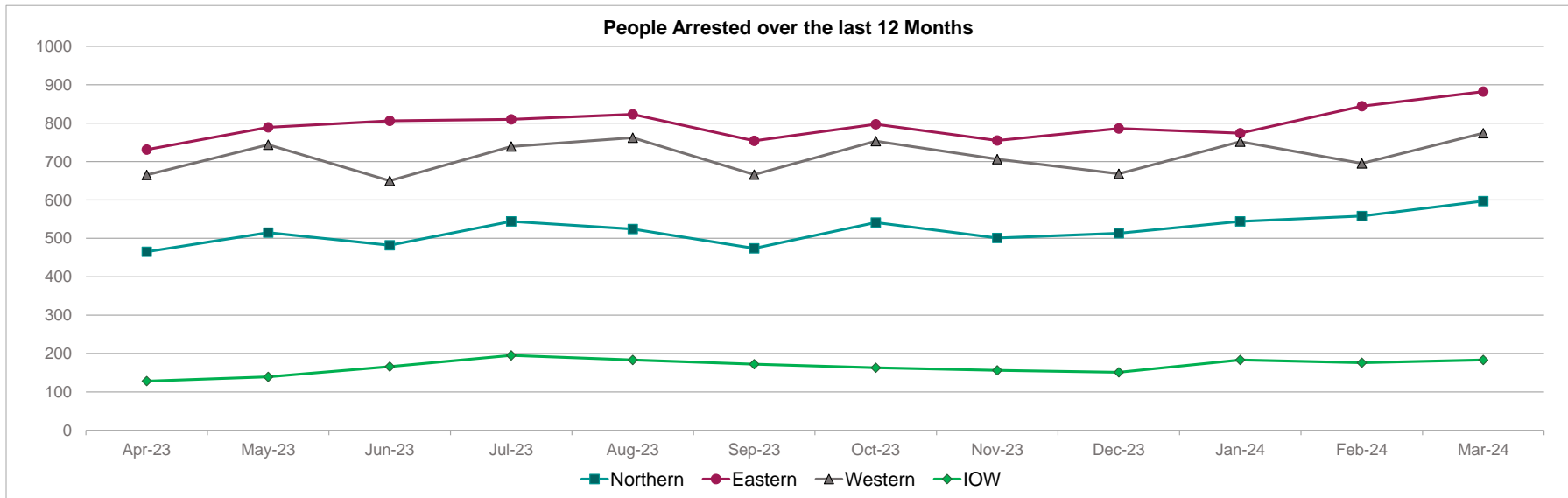
### National & MSG Comparisons

Stop Search	Stops Per Month	Arrest Rate	Positive Outcome Rate	Disproportionality - Black	Disproportionality - BME
Hampshire	1,149	12.2%	28.5%	6.4	3.1
MSG Average	851	13.2%	26.4%	5.9	3.0
National Average	1,072	14.2%	26.0%	5.5	3.1

*Note: Data extracted from Police.UK*

## CUSTODY VOLUMES

People Arrested	Previous YTD	Current YTD	Change	% Change
Northern	6,057	6,258	201	3.3%
Eastern	8,736	9,551	815	9.3%
Western	7,604	8,574	970	12.8%
IOW	1,931	1,995	64	3.3%
Total	24,328	26,378	2,050	8.4%

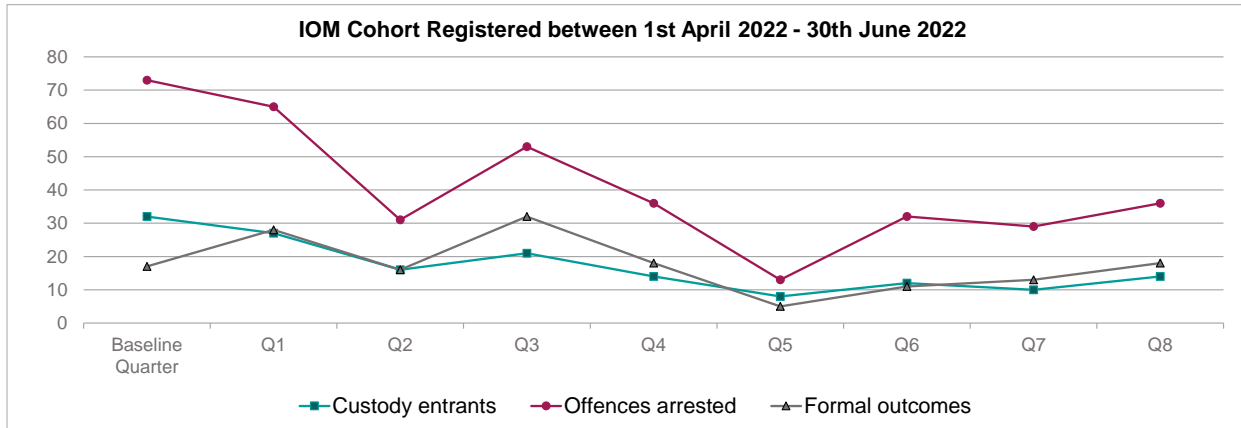


### Bailed First Time

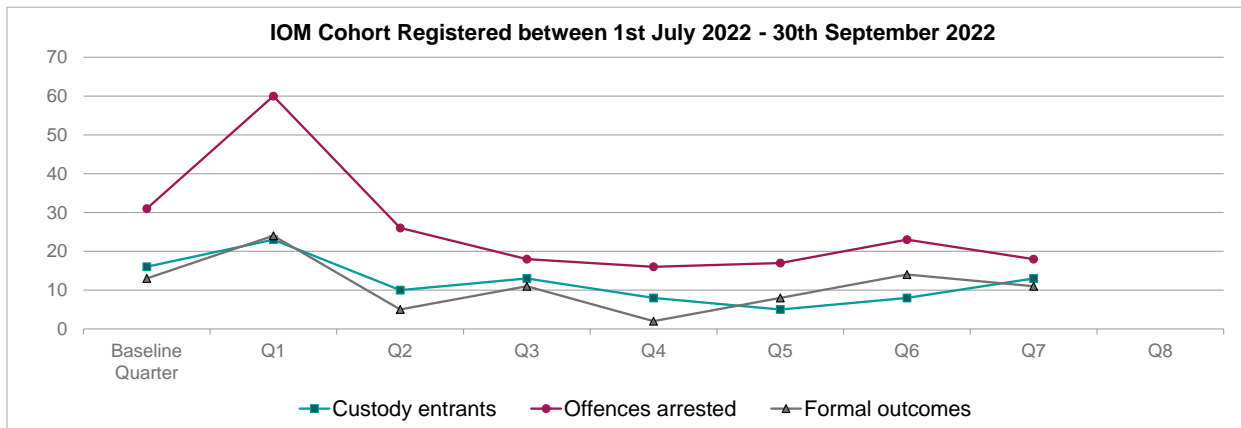
% Bailed 1st time	Previous YTD	Current YTD
Northern	17.7%	38.4%
Eastern	19.3%	43.4%
Western	19.2%	38.6%
IOW	21.9%	39.4%
Total	19.1%	40.3%

## INTEGRATED OFFENDER MANAGEMENT (IOM) RE-OFFENDING VOLUMES

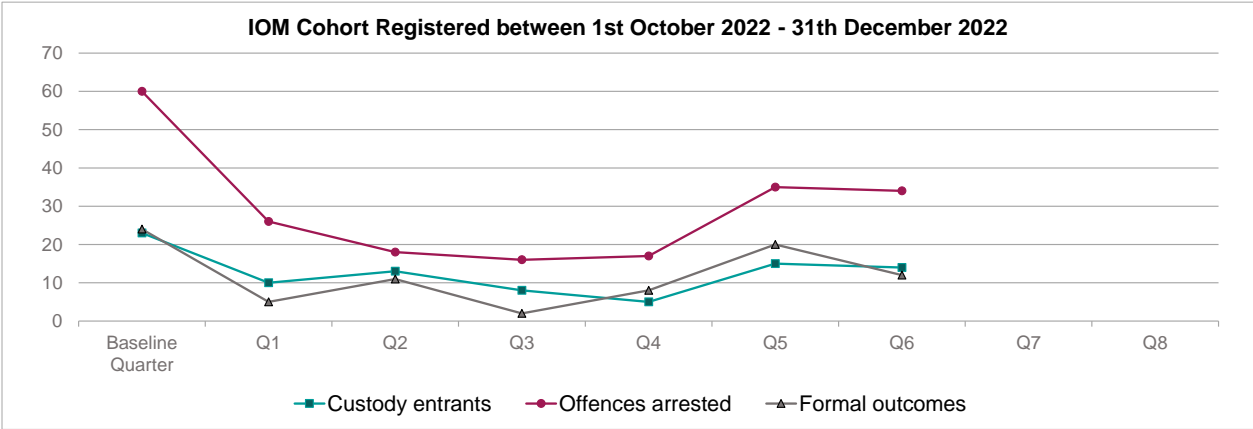
Custody Entrants	Number of Offences Arrested	Number of Formal Outcomes
Refers to the number of times the individuals in the cohort have been arrested and brought into police custody.	Refers to the total number of offences the individuals have been arrested for (some individuals will be arrested for multiple offences).	Refers to the total number of offences arrested which have resulted in a positive formal action outcome.



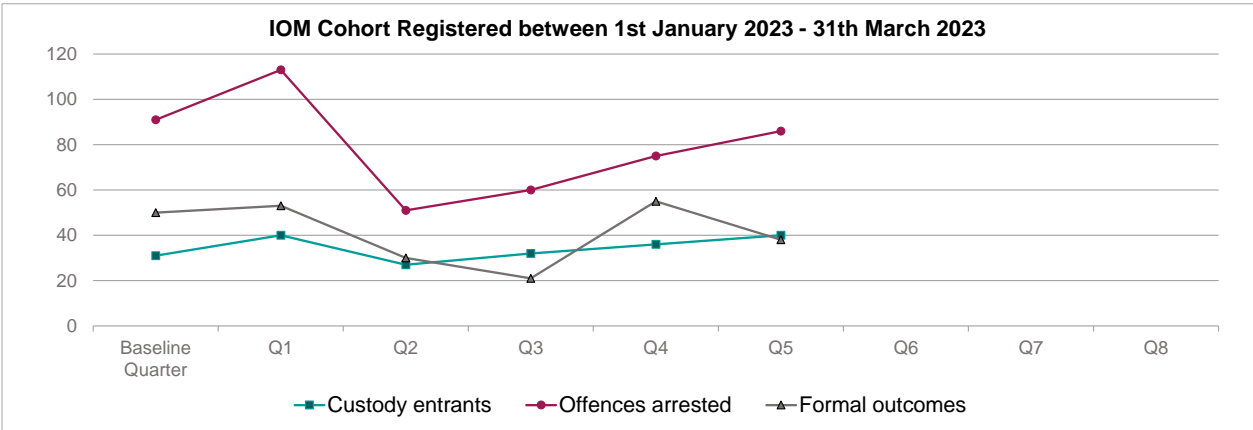
% Change	Baseline to Q8
Custody Entrants	-56.3%
Offences Arrested	-50.7%
Formal Outcomes	5.9%



% Change	Baseline to Q7
Custody Entrants	-18.8%
Offences Arrested	-41.9%
Formal Outcomes	-15.4%



% Change	Baseline to Q6
Custody Entrants	-39.1%
Offences Arrested	-43.3%
Formal Outcomes	-50.0%

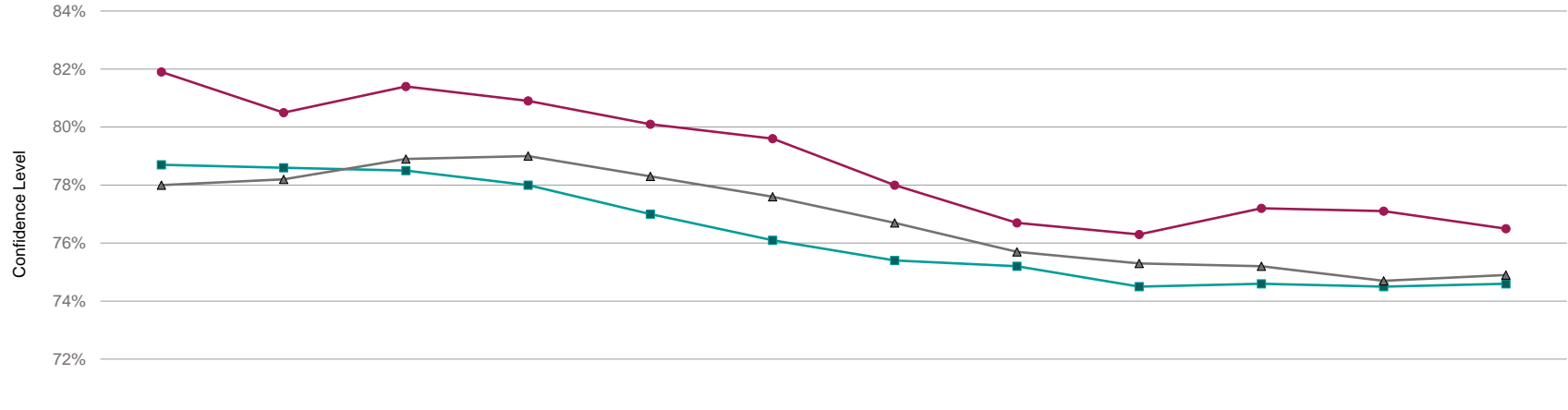


% Change	Baseline to Q5
Custody Entrants	29.0%
Offences Arrested	-5.5%
Formal Outcomes	-24.0%

*Note: Data is provided quarterly, current levels as at March 2024.*

PUBLIC CONFIDENCE NATIONAL SURVEY RESULTS

Responses to the Crime Survey of England & Wales - "Taking everything into account I have confidence in the police in this area" over the last 12 Survey Periods



	Jun-17	Sep-17	Dec-17	Mar-18	Jun-18	Sep-18	Dec-18	Mar-19	Jun-19	Sep-19	Dec-19	Mar-20
■ National Average	79%	79%	79%	78%	77%	76%	75%	75%	75%	75%	75%	75%
● Hampshire	82%	81%	81%	81%	80%	80%	78%	77%	76%	77%	77%	77%
▲ MSG Average	78%	78%	79%	79%	78%	78%	77%	76%	75%	75%	75%	75%

Note: CSEW data only available up to March 2020.

## STRENGTH AND RECRUITMENT

Current YTD	Strength (incl. temp promotions)	Headcount	Ethnicity - BME	Ethnicity - Not BME	Ethnicity - Not Stated	Gender - Male	Gender - Female
Officers	3,223	3,276	112	3,059	105	2,013	1,263
PCSOs	163	172	4	168	0	83	89
Staff	2,103	2,281	84	2,133	64	781	1,500
<b>Sub Total</b>	<b>5,490</b>	<b>5,729</b>	<b>200</b>	<b>5,360</b>	<b>169</b>	<b>2,877</b>	<b>2,852</b>
Specials	N/A	192	9	177	6	145	47
<b>Force Total</b>	<b>5,490</b>	<b>5,921</b>	<b>209</b>	<b>5,537</b>	<b>175</b>	<b>3,022</b>	<b>2,899</b>

Current YTD	All Recruitment Headcount	All Recruitment Strength	BME Recruitment Headcount	BME Recruitment Strength
Officers	253	253	10	10
PCSOs	18	18	0	0
Staff	185	171	15	14
<b>Sub Total</b>	<b>456</b>	<b>441</b>	<b>25</b>	<b>24</b>
Specials	40	N/A	3	N/A
<b>Force Total</b>	<b>496</b>	<b>441</b>	<b>28</b>	<b>24</b>

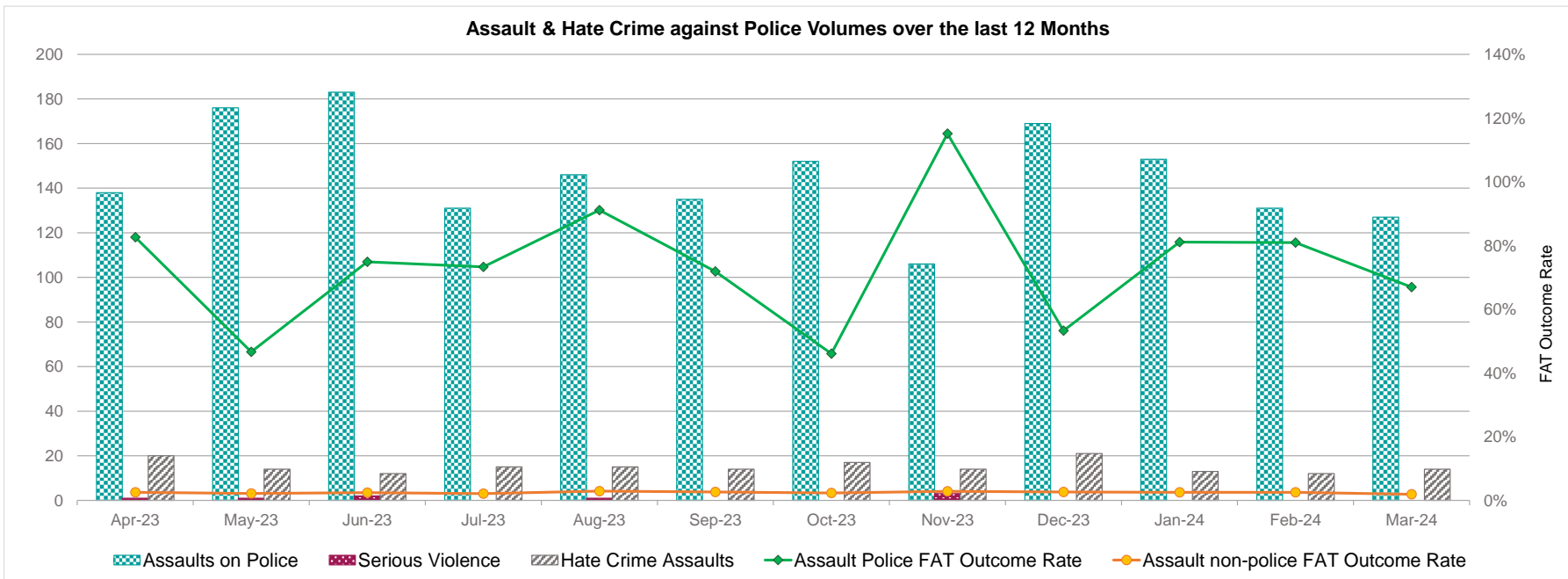
*Note: Data is provided one month in arrears, current levels as at March 2024.*



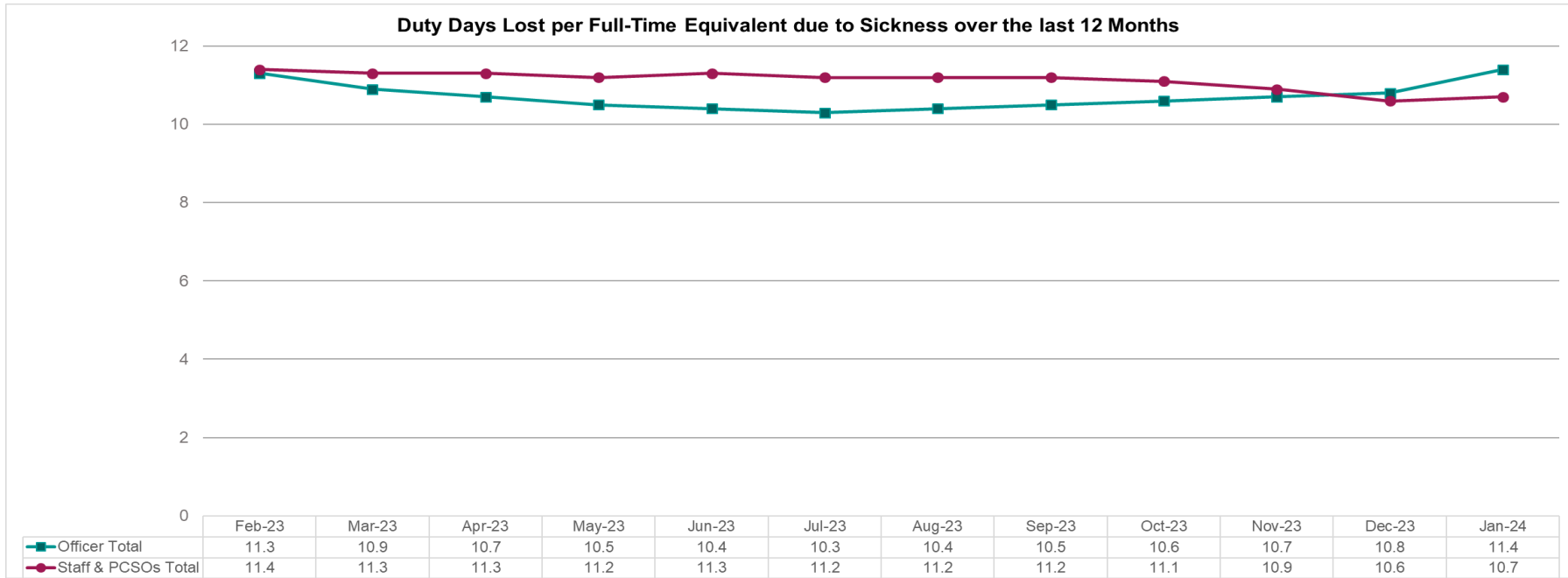
LOOK AFTER OUR PEOPLE

ASSAULT AND HATE CRIME AGAINST POLICE VOLUMES

Assaults and Hate Crime Against Police	Previous YTD	Current YTD	Change	% Change
Assaults on Police	1,627	1,747	120	7.4%
Serious Violence	8	8	0	0.0%
Hate Crime Assaults	187	181	-6	-3.2%
Formal Action Taken	1,226	1,256	30	2.4%
FAT Outcome Rate	75.4%	71.9%	-	-3.5%



## SICKNESS RATES



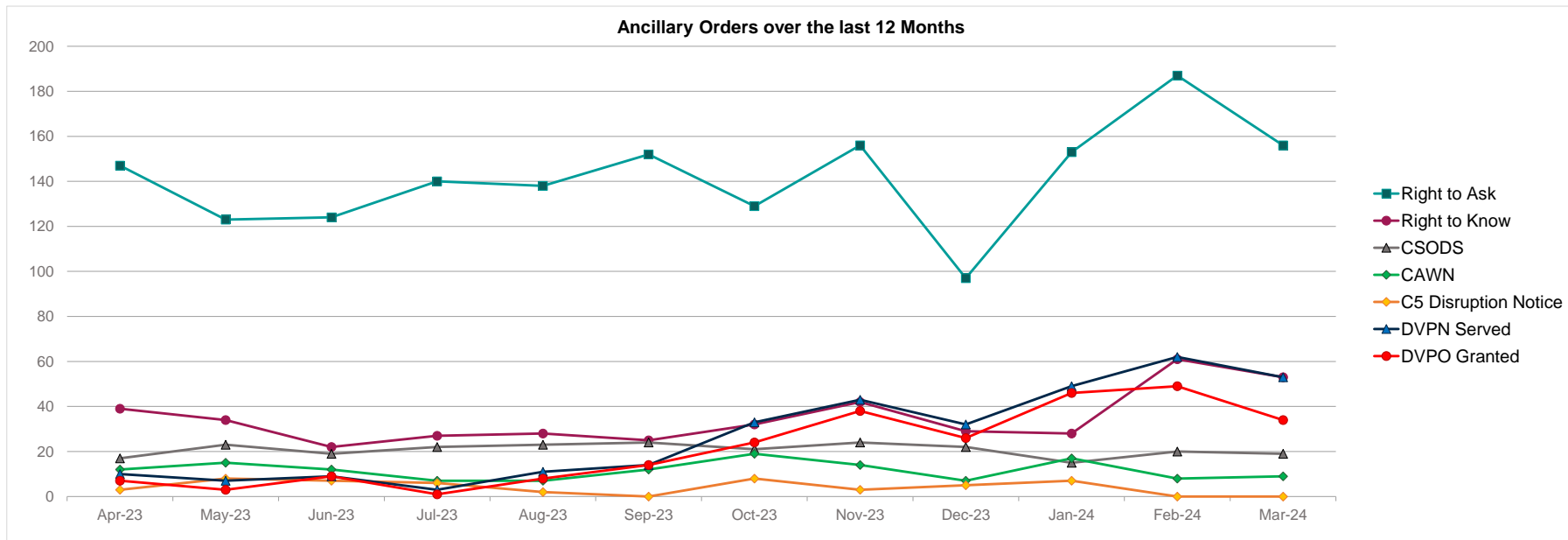
*Note: Data is provided two months in arrears, current levels as at January 2024.*

## WORK WITH OTHERS

### ANCILLARY ORDER VOLUMES

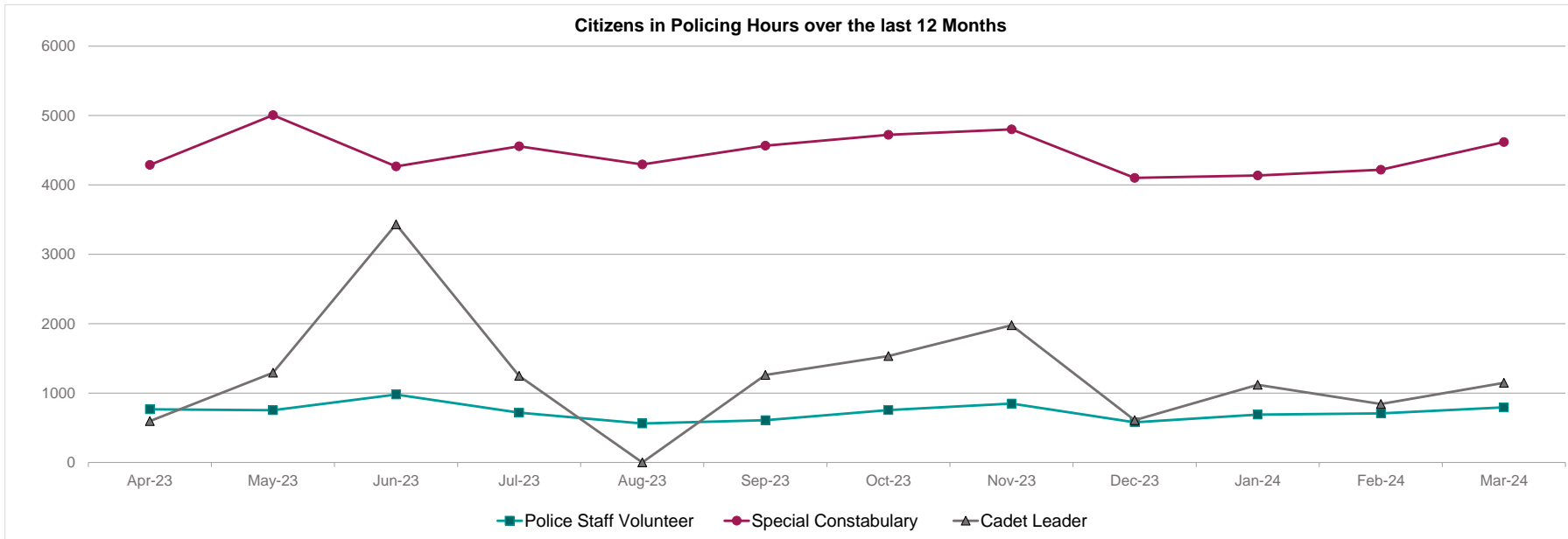
Ancillary Orders	Previous YTD	Current YTD	Change	% Change
Right to Ask	1350	1702	352	26.1%
Right to Know	409	420	11	2.7%
Child Sex Offender Disclosure Scheme	95	326	231	243.2%
Child Abduction Warning Notice	78	259	181	232.1%
C5 Perpetrator Disruption Notice	241	249	8	3.3%
Domestic Violence Prevention Notice	129	139	10	7.8%
Domestic Violence Prevention Order	34	49	15	44.1%

*Note: It is not possible to separate Right to Ask and Right to Know between domestic abuse and sexual offences.*



## CITIZENS IN POLICING

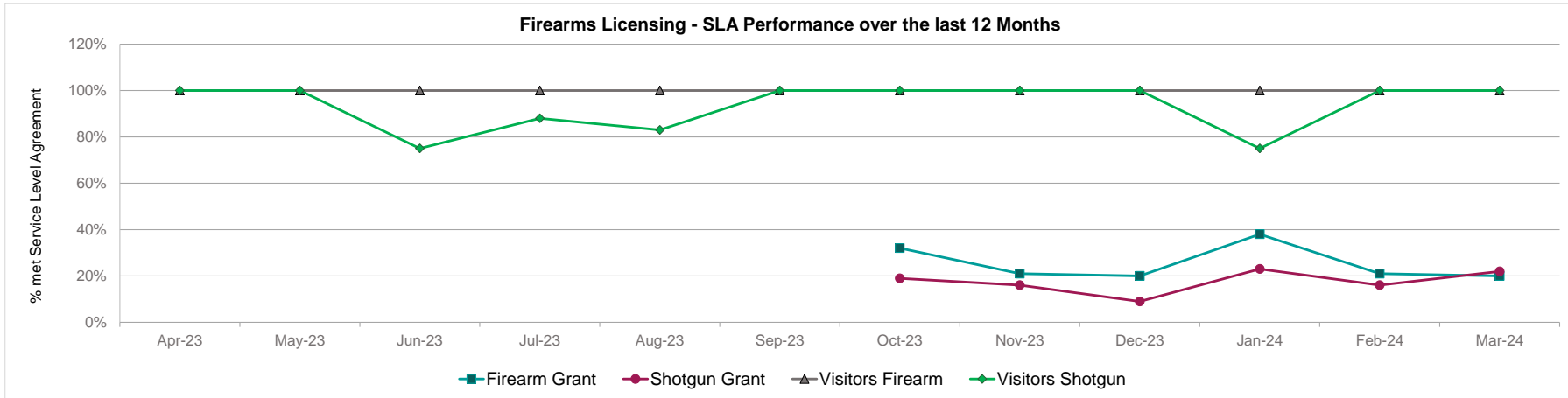
Citizens in Policing Hours	Previous YTD	Current YTD	Change	% Change
Police Staff Volunteer	7,884.3	8,757.0	872.7	11.1%
Special Constabulary	54,470.6	53,574.6	-896.0	-1.6%
Cadet Leader	4,843.5	15,061.5	10,218.0	211.0%



*Notes: Cadet leader hours are approximates due to a change in recording systems.  
 The majority of volunteers were stood down due to COVID 19 therefore hours are not reflective of what they would have been.*

## FIREARMS LICENSING

Firearms Licensing (Grants Completed)	Oct-23	Nov-23	Dec-23	Jan-24	Feb-24	Mar-24	Mar-24 Number met SLA
Firearm Grant	32%	21%	20%	38%	21%	20%	7 of 22
Shotgun Grant	19%	16%	9%	23%	16%	22%	10 of 52
Visitors Firearm	100%	100%	100%	100%	100%	100%	4 of 4
Visitors Shotgun	100%	100%	100%	75%	100%	100%	4 of 4



*Note: SLA Performance data for firearm grants and shotgun grants is not available for Apr-Sep 2023*

Total grants (firearms and shotgun)	Mar-24
Number not met Service Level Agreement (SLA)	73
% Not met Service Level Agreement (SLA)	78%

Applications Received	Grants	Renewals
<b>Total</b>	<b>114 (115)</b>	<b>213 (263)</b>
Paper forms	1 (7)	17 (16)
Online forms	113 (108)	196 (247)
% Online	99% (94%)	92% (94%)
Total % Online	94% (94%)	

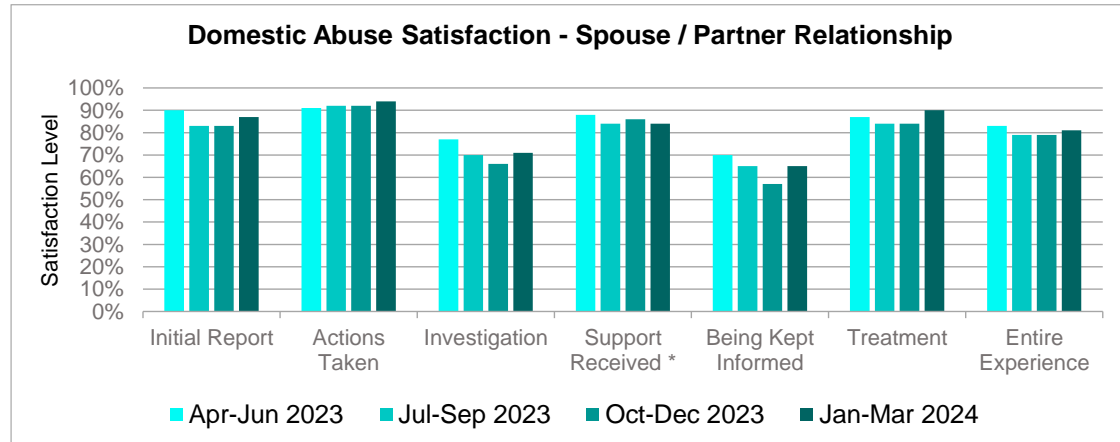
## LEARN AND IMPROVE

### VICTIM SATISFACTION SURVEY RESULTS - DOMESTIC ABUSE

Spouse / Partner Relationship	Jan-Mar 2024
Initial Report	87%
Actions Taken	94%
Investigation	71%
Support Received *	84%
Being Kept Informed	65%
Treatment	90%
Entire Experience	81%

\* 39 people chose to receive support.

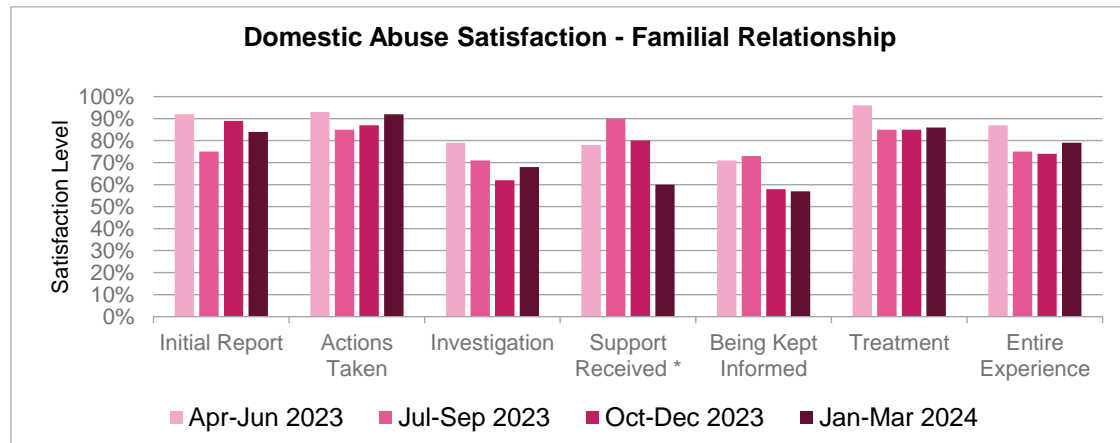
\*\* 103 interviews took place.



Familial Relationship	Jan-Mar 2024
Initial Report	84%
Actions Taken	92%
Investigation	68%
Support Received *	60%
Being Kept Informed	57%
Treatment	86%
Entire Experience	79%

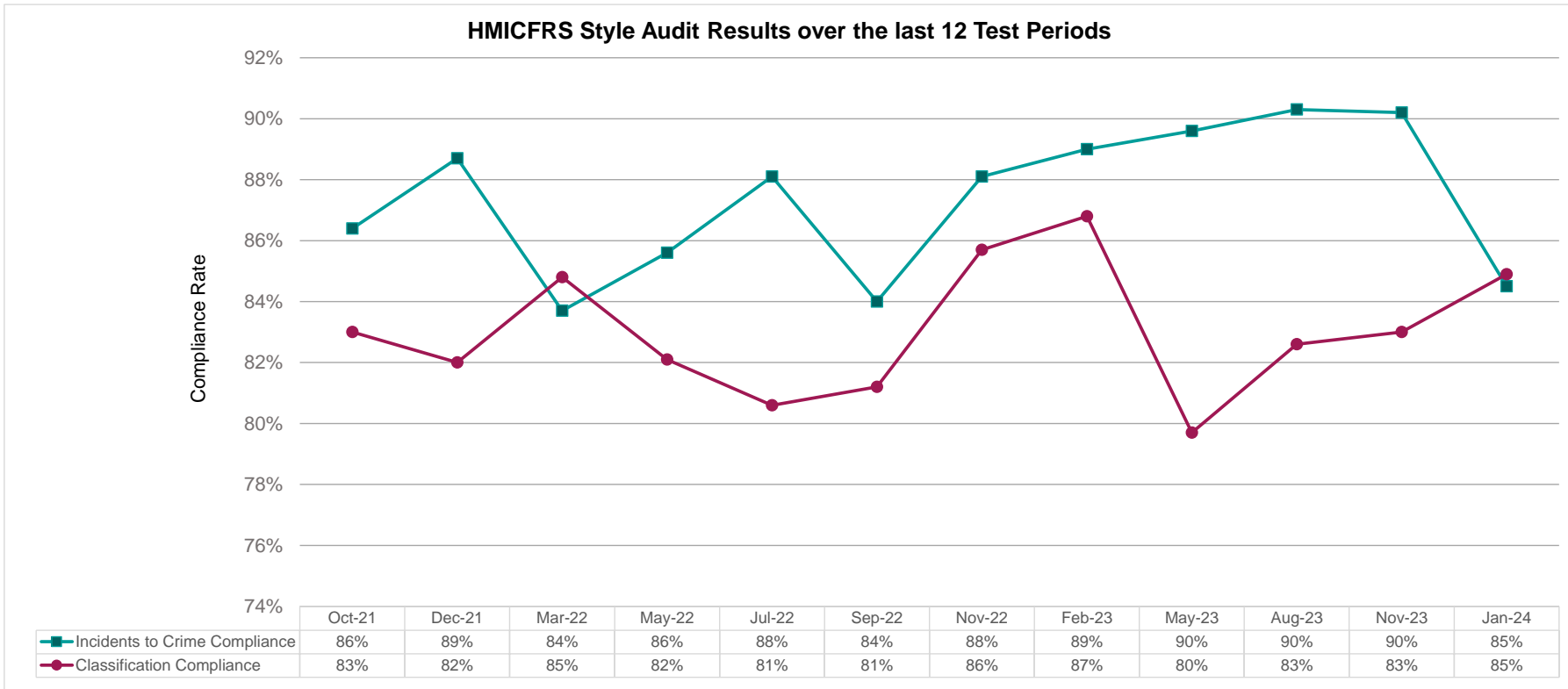
\* 5 people chose to receive support.

\*\* 29 interviews took place.



Note: Data is updated quarterly, current levels as at March 2024.

## CRIME DATA INTEGRITY COMPLIANCE RATES



*Note: No audit in April 2020 due to COVID.*

## GLOSSARY

### Most Similar Groups

Where available, most similar group (MSG) data is published alongside crime and formal action taken outcome data for comparison purposes. MSGs are calculated by the Home Office based on a number of socio-demographic and geographic variables which are correlated to crime/incident levels and the fear of crime. The other forces within Hampshire's MSG are: Avon & Somerset, Staffordshire, Essex, Leicestershire, Hertfordshire, Sussex and Thames Valley.

The MSG datasets are published monthly by the Home Office around six weeks after each month end. This Performance Profile uses the following MSG data for comparison:

For crimes: the latest three months available (three month timeframe is judged long enough to allow for sufficient volume for valid comparison, but short enough to show any trends as soon as possible)

For outcomes: the latest twelve months available (the longer timeframe allows for investigation time)

### Outcomes Framework

Code	Number	Outcome	Group
1	1	Charged / Summoned	Formal Action Taken (FAT)
	2	Caution Youths	
	3	Caution Adults	
	4	Taken into Consideration	
	6	Penalty Notice for Disorder	
	7	Warning - Cannabis Possession	
	8	Community Resolution	
	2	5	
9		Not in the Public Interest (Crown Prosecution Service - CPS) (All Offences)	
10		Not in the Public Interest (Police)	
11		Prosecution Prevented - Named Suspect under Age	
12		Prosecution Prevented - Suspect too Ill to Prosecute	
13		Prosecution Prevented - Victim or Key Witness is Dead/Ill	
3	14	Evidential Difficulties Victim Based - Suspect not Identified	No Formal Action - Victim based
	16	Evidential Difficulties prevent Further Action; Victim does not Support Police Action	
4	15	Evidential Difficulties prevent Further Action; Victim Supports Police Action	No Formal Action - Investigation Based
	17	Prosecution Time Limit Expired	
	18	Investigation Complete: No Suspect Identified	
5	20	Responsibility for Further Investigation Transferred to Another Body	Outcome 20
6	21	Investigation to Support Action against Suspect not in Public Interest - Police Decision	Outcome 21
7	22	Diversions, Educational or Intervention Activity, Resulting from the Crime Report, Undertaken and it is Not in the Public Interest to Take Further Action.	Outcome 22



## Abbreviations that May be Used Within this Document

Abbreviation	Description	Abbreviation	Description
ACRO	ACPO Criminal Records Office	KSI	Killed or Seriously Injured
ACC	Assistant Chief Constable		
ACT	Action Counters Terrorism	LPDU	Local Policing Delivery Unit
AEP	Attenuating Energy Projectiles		
ARV	Armed Response Vehicle	MAPPA	Multi-Agency Public Protection Arrangement
ASB	Anti Social Behaviour	MASH	Multi-Agency Safeguarding Hub
		MSG	Most Similar Group
BAU	Business As Usual		
BME	Black Minority Ethnic	NFA-IN	No Further Action - Investigated Based
		NFA-VB	No Further Action - Victim Based
C5	C5 Perpetrator Disruption Notice (aimed at sexual offenders against children)	NPT	Neighbourhood Policing Team
CAWN	Child Abuse Warning Notice		
CDI	Crime Data Integrity	OCG	Organised Crime Group
CID	Central Investigations Department	OIC	Officer In Charge
CPS	Crown Prosecution Service	O OCD	Out of Court Disposal
CSODS	Child Sex Offender Disclosure Scheme	ONS	On Scene
CSE	Child Sexual Exploitation	OPCC	Office of the Police and Crime Commissioner
CSP	Community Safety Partnership		
CVF	Completely, Very, or Fairly Satisfied	P&N	Prevention and Neighbourhoods
		PCSO	Police Community Support Officer
DCC (PSD)	Deputy Chief Constable (Professional Standards Department)	PDR	Personal Development Review
DRV/DRH	Drug Related Violence/Harm	PEU	Phone Examination Unit
DVPN	Domestic Violence Prevention Notice	PIC	Police Investigation Centre
DVPO	Domestic Violence Prevention Order	PIP	Professionalising Investigations Programme
		PSD	Professional Standards Department
ET	Employment Tribunal	PST	Personal Safety Training
EAT	Estimated Time of Arrival	PSU	Police Support Unit
		PSV	Police Staff Volunteer
FAT	Formal Action Taken		
FANA	Formal Action Not Appropriate	R&P	Response and Patrol Command (to be changed to Local Policing Command in due course)
FEO	Firearms Enquiry Officer	R12	Rolling 12 months
FPP	Force Performance Profile	RDIL	Rest Day in Lieu
		ROCU	Regional Organised Crime Unit
H&S	Health and Safety	RTC	Road Traffic Collision
HMICFRS	Her Majesty's Inspectorate of Constabulary, Fire and Rescue Services		
HTCU	High Technical Crime Unit	S&G	Sheds and Garages
		SAP	Workforce system hosted for Hampshire Constabulary by Hampshire County Council
INV	Investigations Command	SLA	Service Level Agreement
IOM	Integrated Offender Management	STO	Specially Trained Officer (in relation to Taser use)
IOPC	Independent Office for Police Conduct		
ITD	Intelligence, Tasking & Development	TIC	Taken Into Consideration
JOU	Joint Operations Unit	YTD	Year To Date

## COMMUNITY SAFETY PARTNERSHIP PRIORITIES

Community Safety Partnerships Strategic Assessments / Reviews / Priorities can be found on the below links;

Hampshire	<a href="https://www.hants.gov.uk/community/saferhampshire/county-strategy-group">https://www.hants.gov.uk/community/saferhampshire/county-strategy-group</a>
Eastleigh	<a href="https://www.eastleigh.gov.uk/our-community/community-safety/eastleigh-community-safety-partnership">https://www.eastleigh.gov.uk/our-community/community-safety/eastleigh-community-safety-partnership</a>
North Hampshire	<a href="https://www.safernh.co.uk/about/strategic-assessment/">https://www.safernh.co.uk/about/strategic-assessment/</a>
Havant	<a href="http://saferhavant.co.uk/partnership-working-2/">http://saferhavant.co.uk/partnership-working-2/</a>
New Forest	<a href="http://www.communitysafety.newforest.gov.uk/article/17293/Safer-New-Forest">http://www.communitysafety.newforest.gov.uk/article/17293/Safer-New-Forest</a>
Test Valley	<a href="https://www.testvalley.gov.uk/communityandleisure/communitysafety/test-valley-community-safety-partnership-test-vall">https://www.testvalley.gov.uk/communityandleisure/communitysafety/test-valley-community-safety-partnership-test-vall</a>
Winchester	<a href="https://www.winchester.gov.uk/community-safety-and-neighbourhood-services/winchester-community-safety-partnership/current-csp-strategy">https://www.winchester.gov.uk/community-safety-and-neighbourhood-services/winchester-community-safety-partnership/current-csp-strategy</a>
Southampton	<a href="https://www.southampton.gov.uk/council-democracy/partnership-working/safe-city/">https://www.southampton.gov.uk/council-democracy/partnership-working/safe-city/</a>
Portsmouth	<a href="https://www.saferportsmouth.org.uk/strategic-assessments/">https://www.saferportsmouth.org.uk/strategic-assessments/</a>
IOW	<a href="https://www.iow.gov.uk/council/OtherServices/Community-Safety-Services/Isle-of-Wight-Community-Safety-Partnership">https://www.iow.gov.uk/council/OtherServices/Community-Safety-Services/Isle-of-Wight-Community-Safety-Partnership</a>

## PREVENTING CRIME

Crime Prevention	<a href="https://www.hampshire.police.uk/cp/crime-prevention/">https://www.hampshire.police.uk/cp/crime-prevention/</a>
------------------	---