

ANALYTICS AND REPORTS



Force Performance Profile - September 2024

Prepared by Hampshire Constabulary's
Organisational Analysis Team



INDEX

Area of Focus	Measure	Data Provider	Usual Refresh Frequency	Latest Data	Page	
Identifying and Protecting those who need our Help	Total Crime and Formal Action Taken Outcome Volumes	Organisational Analysis	Monthly (latest)	September 2024	3	
	Total Outcome Volumes	Organisational Analysis	Monthly (latest)	September 2024	5	
	Domestic Abuse Incident and Crime Volumes	Organisational Analysis	Monthly (latest)	September 2024	6	
	Domestic Abuse FAT Outcome and Arrest Rates	Organisational Analysis	Monthly (latest)	September 2024	7	
	Harrassment - Crime and FAT Outcome Volumes	Organisational Analysis	Monthly (latest)	September 2024	8	
	Stalking - Crime and FAT Outcome Volumes	Organisational Analysis	Monthly (latest)	September 2024	9	
	Hate - Incident, Crime and FAT Outcome Volumes	Organisational Analysis	Monthly (latest)	September 2024	10	
	Crimes Against Children - Crime and Positive Outcome Volumes	Organisational Analysis	Monthly (latest)	September 2024	11	
	Online Crime and Formal Action Taken Outcome Volumes	Organisational Analysis	Monthly (latest)	September 2024	12	
	Missing Persons and Occurrences	Organisational Analysis	Monthly (latest)	September 2024	13	
	Road Traffic Collisions - Killed and Seriously Injured	Joint Operations Unit	Monthly (latest)	September 2024	14	
	Modern Day Slavery	Organisational Analysis	Monthly (latest)	September 2024	15	
	Forced Marriage & Female Genital Mutilation	Organisational Analysis	Monthly (latest)	September 2024	16	
	Tackling Crime and Offending	Call and Online Contact Volumes	Contact Management	Monthly (latest)	September 2024	17
		Emergency Call Deployment Timeliness	Contact Management	Monthly (latest)	September 2024	18
		Stop Search and Formal Action Taken Outcome Volumes	Organisational Analysis	Monthly (latest)	September 2024	19
Custody Volumes		Organisational Analysis	Monthly (latest)	September 2024	20	
Integrated Offender Management Re-Offending Volumes		Organisational Analysis	Quarterly (latest)	September 2024	21	
Ethical and Inclusive of All	Public Confidence National Survey Results	Office for National Statistics	Quarterly (one quarter in arrears)	March 2024	23	
	Strength and Recruitment	Workforce Development	Monthly (one month in Arrears)	September 2024	24	
Looking after our People	Assault and Hate Crime Against Police Volumes	Organisational Analysis	Monthly (latest)	September 2024	25	
	Sickness Rates	Organisational Analysis	Monthly (two month in Arrears)	July 2024	26	
Building Partnerships that Enable a better Public Service	Ancillary Order Volumes	Organisational Analysis	Monthly (latest)	September 2024	27	
	Citizens in Policing	Neighbourhoods LPDU	Monthly (latest)	September 2024	28	
	Firearms Licensing	Firearms Licensing	Monthly (latest)	September 2024	29	
Track, Assess, Learn and Improve	Service User Satisfaction Levels	Organisational Analysis	Quarterly (latest)	September 2024	30	
	Crime Data Integrity Compliance Rates	Crime Standards	Bi-Monthly (latest)	August 2024	31	
Appendices	Glossary	Organisational Analysis			32	
	Community Safety Partnership Priorities	CSP Websites			34	

This document contains a strategic overview of the Constabulary's performance. It displays a set of measures aligned with the six Areas of Focus and has been designed as a headline document to enable our customers, both internally and externally, to easily assess performance status.

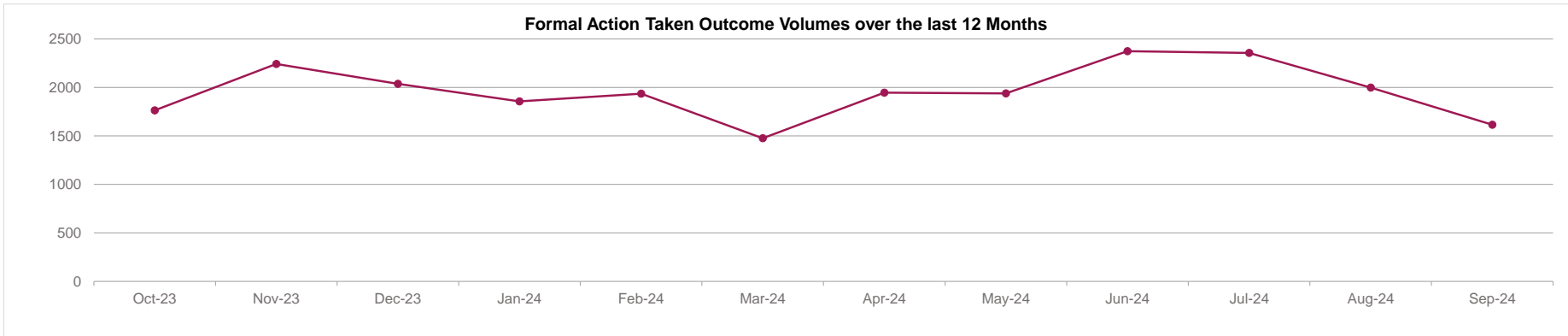
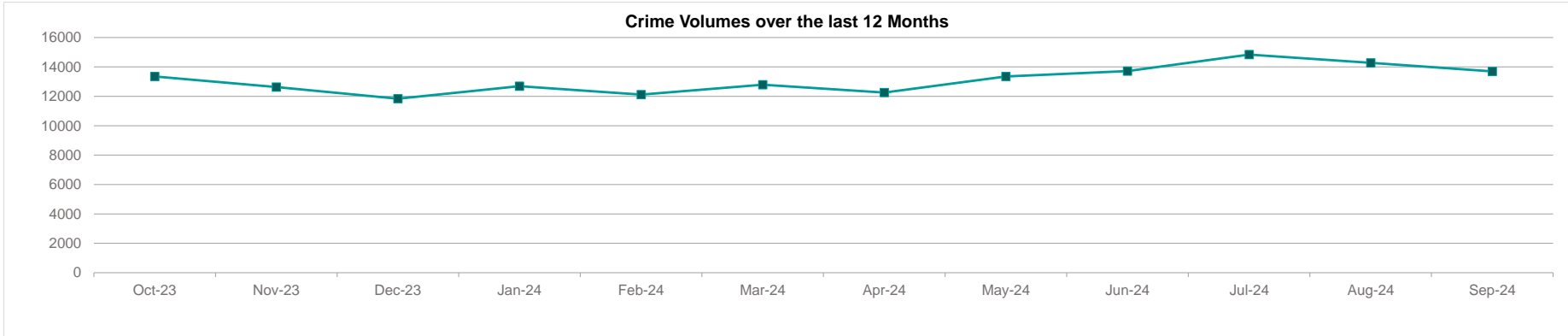
PROTECT THOSE IN NEED

TOTAL CRIME AND FORMAL ACTION TAKEN (FAT) OUTCOME VOLUMES

Throughout this report the Year to Date (YTD) period runs from April-March, with data predominantly being provided up to the end of the latest month (unless stated otherwise). Formal Action Taken (FAT) outcomes are defined as the following categories; 1 Charged/Summoned, 2 Adult Caution, 3 Youth Caution, 4 Taken into Consideration, 6 Penalty Notice for Disorder, 7 Cannabis Warning, 8 Community Resolution.

Crime Types - HMICFRS Crime Tree	Previous YTD Crimes	Previous YTD FAT	Previous YTD FAT %	Current YTD Crimes	Current YTD FAT	Current YTD FAT %	Crimes Variance	FAT Variance	FAT % Variance
All Crime	83,198	11,582	13.9%	82,150	12,231	14.9%	-1,048	649	1.0%
1a Homicide	7	6	85.7%	9	1	11.1%	2	-5	-74.6%
1b Violence with Injury	10,483	1,742	16.6%	9,612	1,665	17.3%	-871	-77	0.7%
1c Violence without Injury	23,570	2,586	11.0%	23,906	2,523	10.6%	336	-63	-0.4%
2a Rape	1,191	74	6.2%	1,282	76	5.9%	91	2	-0.3%
2b Other Sexual Offences	2,224	269	12.1%	2,480	271	10.9%	256	2	-1.2%
3a Robbery of Business Property	90	23	25.6%	71	22	31.0%	-19	-1	5.4%
3b Robbery of Personal Property	593	49	8.3%	522	54	10.3%	-71	5	2.1%
4a1 Burglary - Residential	4,126	153	3.7%	4,396	216	4.9%	270	63	1.2%
4a2 Burglary - Business & Community	1,340	137	10.2%	1,095	124	11.3%	-245	-13	1.1%
4b Vehicle Offences	4,826	135	2.8%	4,577	201	4.4%	-249	66	1.6%
4c Theft from the Person	520	7	1.3%	544	14	2.6%	24	7	1.2%
4d Bicycle Theft	943	22	2.3%	951	30	3.2%	8	8	0.8%
4e Shoplifting	7,155	1,585	22.2%	7,980	2,569	32.2%	825	984	10.0%
4f All Other Theft Offences	5,956	185	3.1%	5,802	200	3.4%	-154	15	0.3%
5a Criminal Damage	7,123	752	10.6%	6,620	759	11.5%	-503	7	0.9%
5b Arson	282	33	11.7%	264	22	8.3%	-18	-11	-3.4%
6a Trafficking of Drugs	581	196	33.7%	786	187	23.8%	205	-9	-9.9%
6b Possession of Drugs	2,294	1,874	81.7%	2,230	1,828	82.0%	-64	-46	0.3%
7 Possession of Weapons Offences	1,187	384	32.4%	1,192	388	32.6%	5	4	0.2%
8 Public Order Offences	9,261	1,138	12.3%	8,481	914	10.8%	-780	-224	-1.5%
9 Miscellaneous Crimes against Society	1,246	268	21.5%	1,548	267	17.2%	302	-1	-4.3%
Anti-Social Behaviour	11,926	-	-	10,385	-	-	-1,541	-	-

Note: The above 'All Crime' totals do not include the 'Anti-Social Behaviour' values, they are based only on the values from crime types within the HMICFRS crime tree.



Most Similar Group (MSG) Comparisons

Total Crime	MSG Position
MSG position	7 of 8
Hampshire	21.6
MSG average	20.5
MSG range	7.2
Change in position	-1

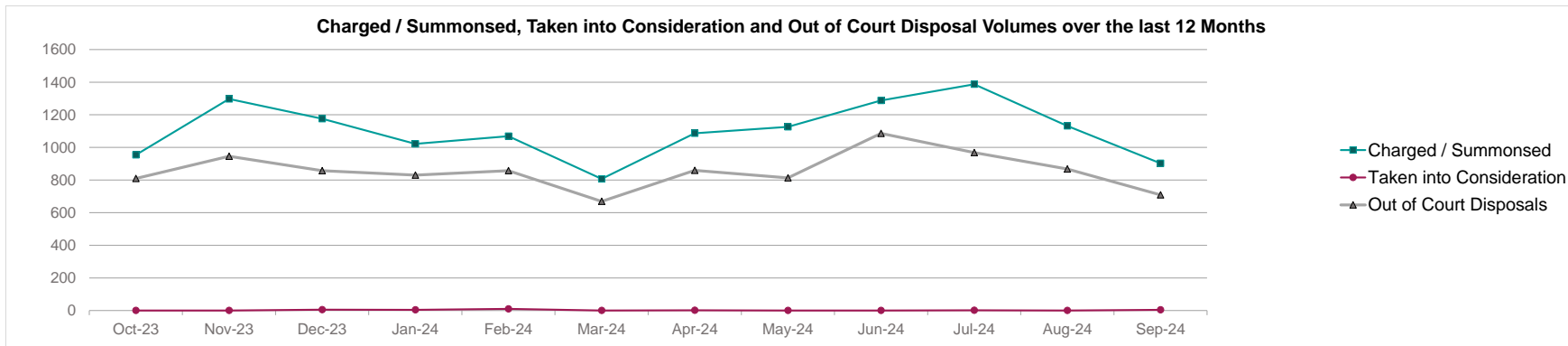
Total FAT Outcomes	MSG Position
MSG position	1 of 8
Hampshire	15.4%
MSG average	12.8%
MSG range	6.7%
Change in position	1

Note: Crimes per 1000 population, data for both comparisons are provided two months in arrears.

All Outcomes

Outcome Types	Previous YTD	Current YTD	Change	% Change
Formal Action Taken	11,582	12,231	649	5.6%
Formal Action Not Appropriate	1,094	1,481	387	35.4%
No Formal Action - Victim Based	15,556	19,183	3,627	23.3%
No Formal Action - Investigation Based	50,361	44,440	-5,921	-11.8%
Outcome 20 - Other Agencies	699	1,260	561	80.3%
Outcome 21 - Not in the Public Interest	455	806	351	77.1%
Total Outcomes	79,747	79,401	-346	-0.4%

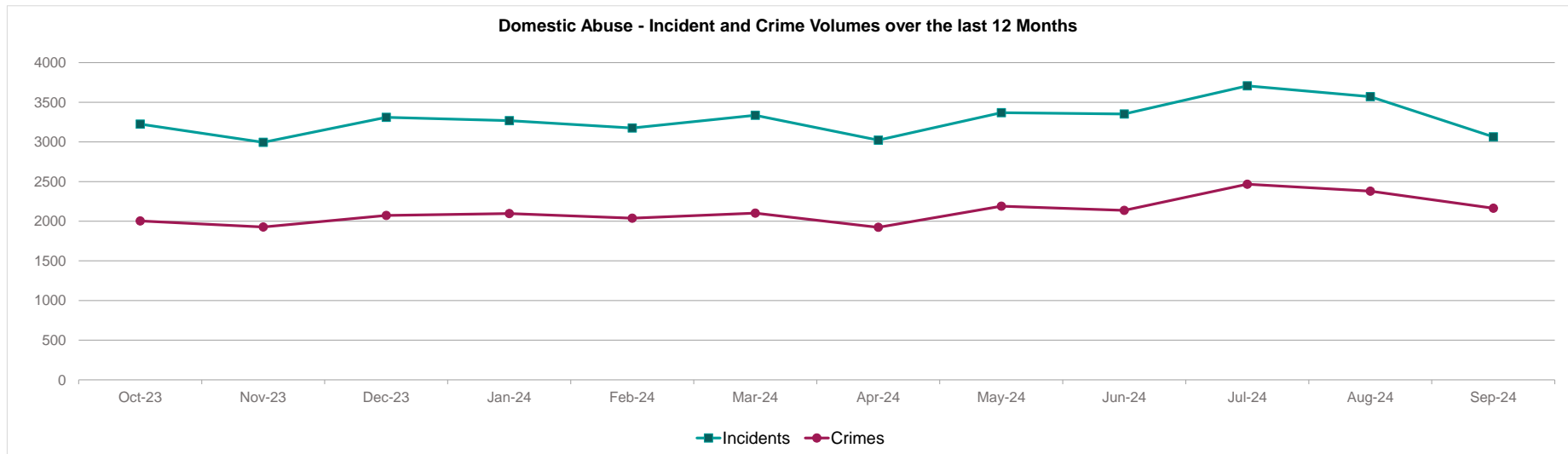
FAT Outcome Types	Previous YTD	Current YTD	Change	% Change
Charged / Summoned	5,974	6,922	948	15.9%
Taken into Consideration	13	6	-7	-53.8%
Out of Court Disposals	5,595	5,303	-292	-5.2%
<i>Youth Caution</i>	151	122	-29	-19.2%
<i>Adult Caution</i>	907	1,024	117	12.9%
<i>Penalty Notice for Disorder</i>	0	0	0	-
<i>Warning - Cannabis Possession</i>	0	0	0	-
<i>Community Resolution</i>	4,537	4,157	-380	-8.4%



DOMESTIC ABUSE - INCIDENT AND CRIME VOLUMES

Domestic Abuse	Previous YTD	Current YTD	Change	% Change
Incidents	20,741	20,084	-657	-3.2%
Repeat Incidents	8,673	7,442	-1,231	-14.2%
Repeat Incident Rate	41.8%	37.1%	-	-4.8%
Crimes	13,328	13,259	-69	-0.5%
Repeat Crimes	4,995	4,664	-331	-6.6%
Repeat Crime Rate	37.5%	35.2%	-	-2.3%

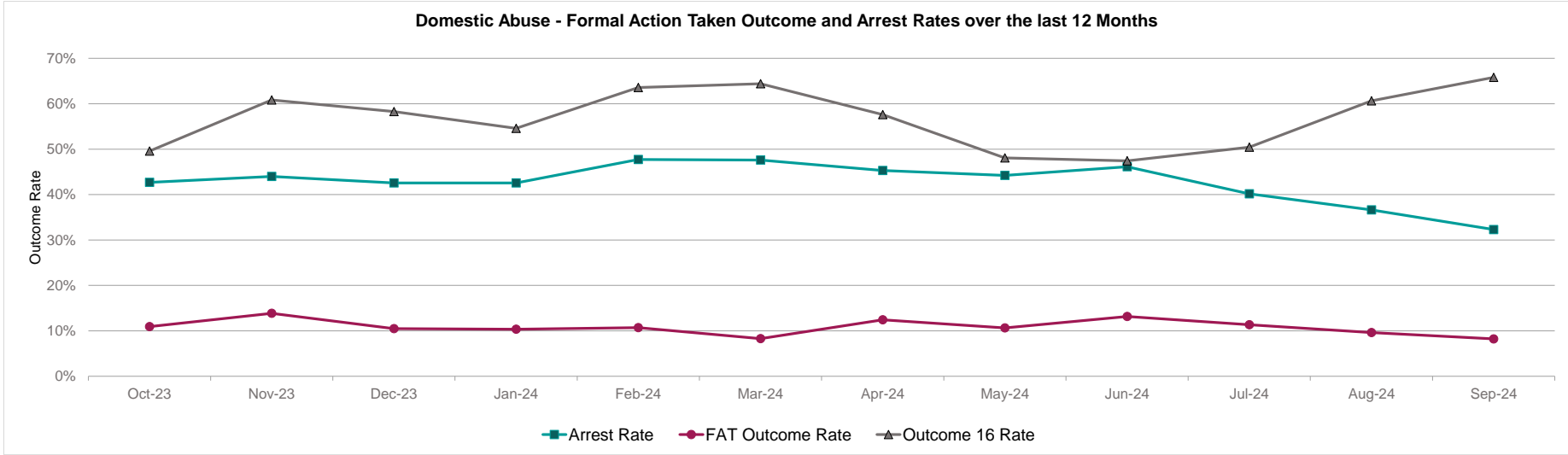
Note: A repeat domestic is defined as where an individual has been recorded as a victim on one or more previous occasions in the last rolling 365 days.



DOMESTIC ABUSE - FORMAL ACTION TAKEN (FAT) OUTCOME AND ARREST RATES

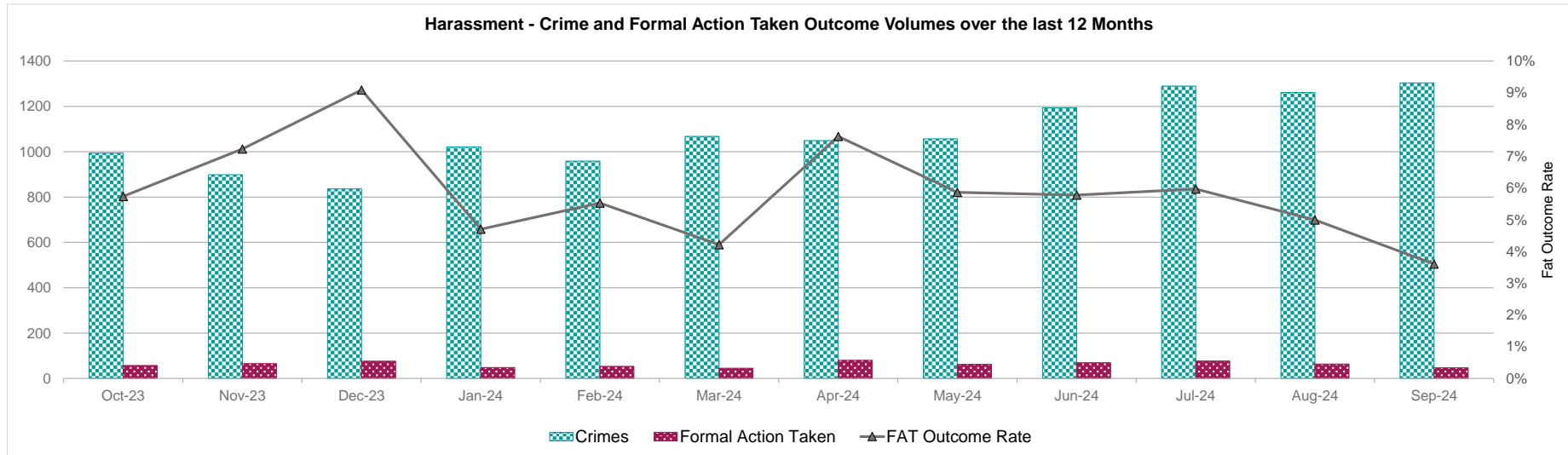
Domestic Abuse	Previous YTD	Current YTD	Change	% Change
Arrest Rate	42.8%	40.8%	-	-2.0%
Formal Action Taken	1,359	1,440	81	6.0%
FAT Outcome Rate	10.2%	10.9%	-	0.7%
Outcome 16	6,665	7,284	619	9.3%
Outcome 16 Rate	50.0%	54.9%	-	4.9%

Note: Outcome 16 is where the victim does not support / withdraws support where a named suspect is identified.



HARASSMENT - CRIME AND FORMAL ACTION TAKEN (FAT) OUTCOME VOLUMES

Harassment	Previous YTD	Current YTD	Change	% Change
Crimes	5,885	7,155	1,270	21.6%
Formal Action Taken	286	398	112	39.2%
FAT Outcome Rate	4.9%	5.6%	-	0.7%



Notes: The Protection from Harassment Act 1997 is designed to be used where no other substantive notifiable offence exists. It addresses series of incidents that do not amount to the commission of a substantive offence per se, but when looked at as a course of conduct are likely to cause fear, alarm or distress.

However, a course of conduct where all or some of the incidents do amount to substantive notifiable offences could also amount to harassment. Where this is the case the harassment will be recorded in addition to the most serious additional victim based offence involving the same victim-offender relationship reported at the same time. This Home Office Counting Rule change came into effect in April 2018.

STALKING - CRIME AND FORMAL ACTION TAKEN (FAT) OUTCOME VOLUMES

Stalking	Previous YTD	Current YTD	Change	% Change
Crimes	1,503	1,896	393	26.1%
Formal Action Taken	176	216	40	22.7%
FAT Outcome Rate	11.7%	11.4%	-	-0.3%

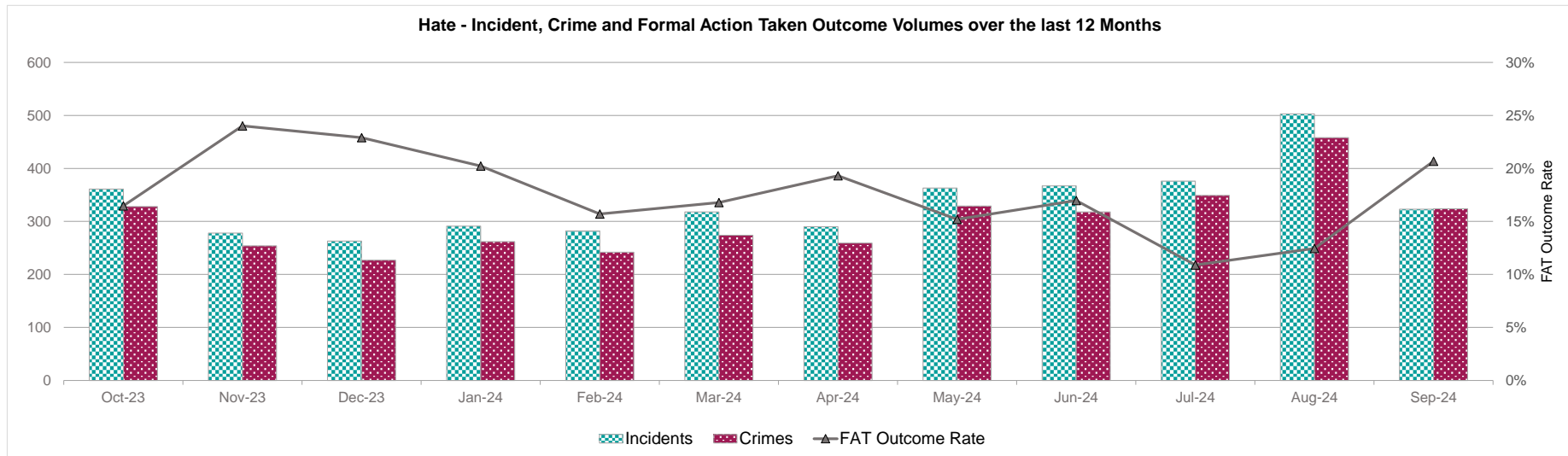


Note: Following the change in Home Office Counting Rules in April 2018, stalking should be recorded in addition to the most serious additional notifiable crime reported at the same time (per victim offender relationship).

HATE - INCIDENT, CRIME AND FORMAL ACTION TAKEN (FAT) OUTCOME VOLUMES

Hate	Previous YTD	Current YTD	Change	% Change
Incidents	2,193	2,222	29	1.3%
Crimes	1,945	2,037	92	4.7%
Repeat Crimes	354	336	-18	-5.1%
Formal Action Taken	343	316	-27	-7.9%
FAT Outcome Rate	17.6%	15.5%	-	-2.1%

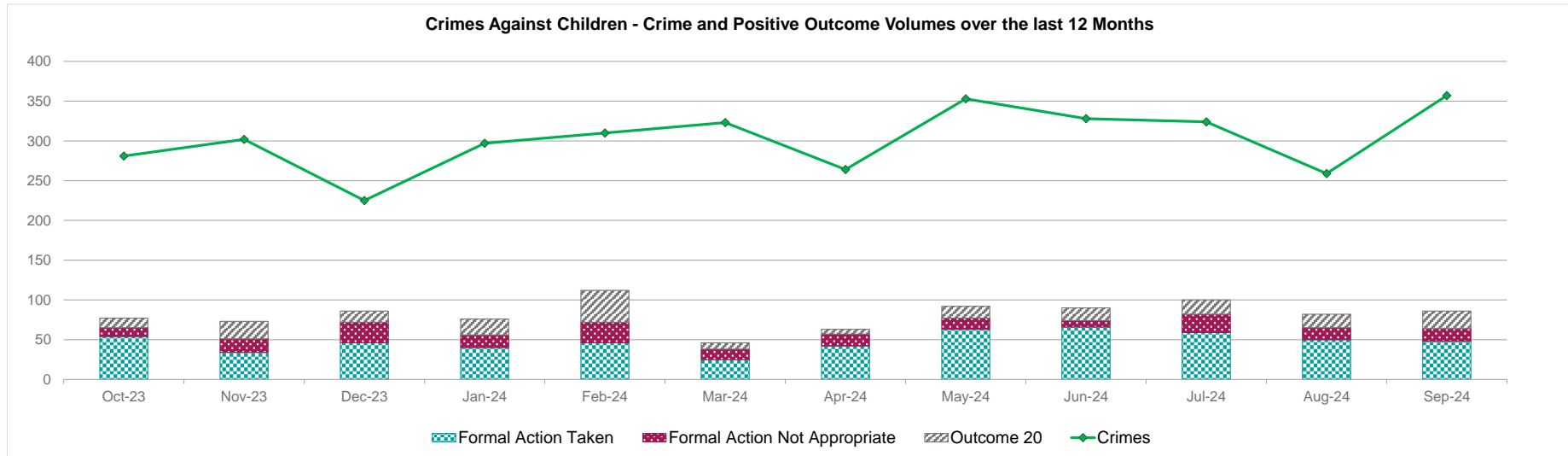
Characteristic	Current YTD
Disability	325
Faith / Religion	71
Gender Identity	123
Race	1,186
Sexual Orientation	333



Note: It is possible for multiple characteristics to be recorded alongside one occurrence. Therefore the totals of characteristic and crime may not tally.

CRIMES AGAINST CHILDREN - CRIME AND POSITIVE OUTCOME VOLUMES

Crimes Against Children	Previous YTD	Current YTD	Change	% Change
Crimes	1,843	1,885	42	2.3%
Cases to Court	177	156	-21	-11.9%
FAT / FANA / Outcome 20	468	513	45	9.6%
Positive Outcome Rate	25.4%	27.2%	-	1.8%



Notes: The crime codes selected are those defined by HMICFRS for crimes committed against children.

The performance success of Crimes Committed Against Children Investigations is not simply measured by the number of convictions. Any investigation must consider the needs and views of the child. Crimes Committed Against Children covers a wide range of offences, including physical and sexual, with offenders not just strangers but often within the family. It also includes offences where both the victim and the offender are children. Almost all offences involving child victims involve multiple agencies working together to safeguard. In order to understand our own performance, we measure three key areas;

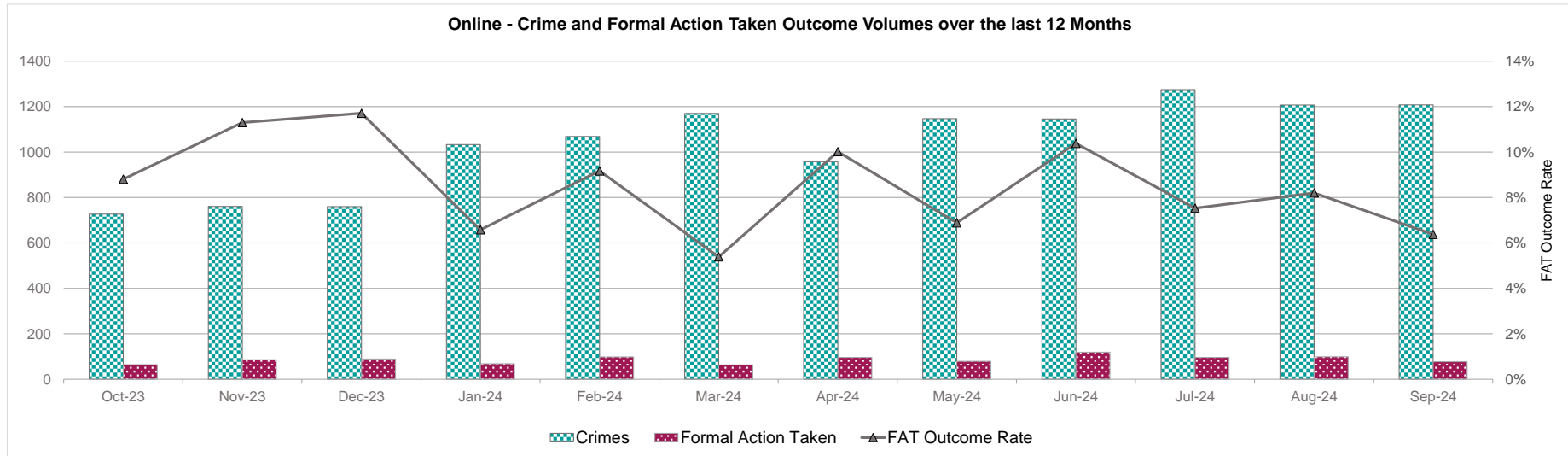
Formal Action Taken - Where we have either charged the suspect who will then go to court, or give them a formal out of court disposal such as a conditional caution or community resolution, where we can attach conditions, for example to undertake education or parenting courses.

Formal Action Not Applicable - Sometimes we have sufficient evidence to proceed with a charge or formal outcome but for all of the reasons outlined above we will not proceed to a prosecution. Often this is because of the impact on the victim, their wishes, or the public interest in prosecuting the offender, for example where the child is very young and the consequences of the action taken were not necessarily realised and would result in a criminal record. More often than not this relates to offences where the victim or offender were of a similar age.

Outcome 20 - This is used where another agency other than police have primacy for the action taken following the report of a crime. In most cases this will be social services and often results from joint investigations related to crimes within the family such as low level assaults or neglectful living conditions. Often in these cases the intervention of other services may help improve the long term care of the child and is therefore in their best interest.

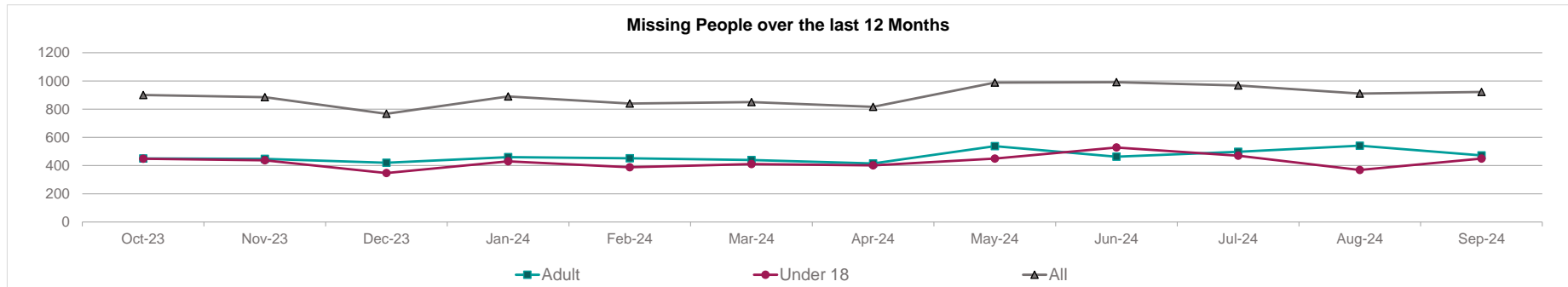
ONLINE - CRIME AND FORMAL ACTION TAKEN (FAT) OUTCOME VOLUMES

Online	Previous YTD	Current YTD	Change	% Change
Crimes	5,088	6,941	1,853	36.4%
Formal Action Taken	616	566	-50	-8.1%
FAT Outcome Rate	12.1%	8.2%	-	-4.0%

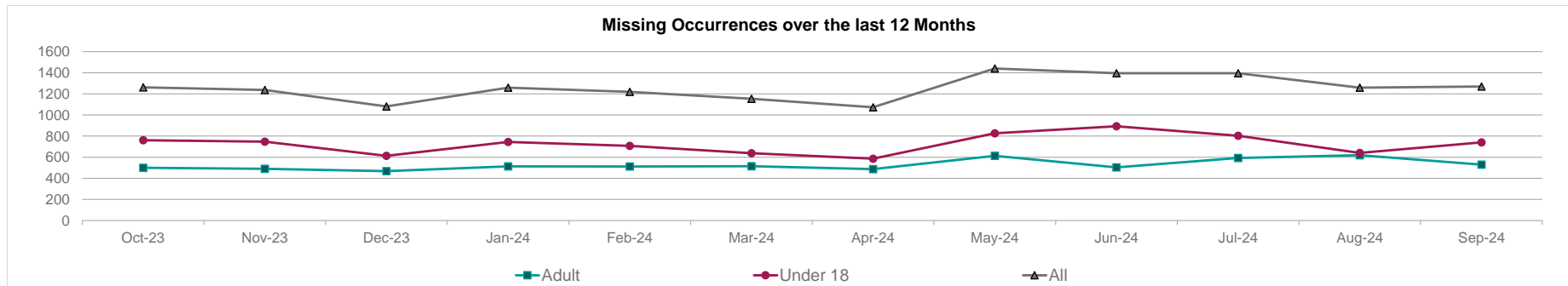


MISSING PERSONS

Missing People	Previous YTD	Current YTD	Change	% Change
Total	5,389	5,595	206	3.8%
Adult Missing	2,571	2,927	356	13.8%
Child Missing	2,818	2,668	-150	-5.3%

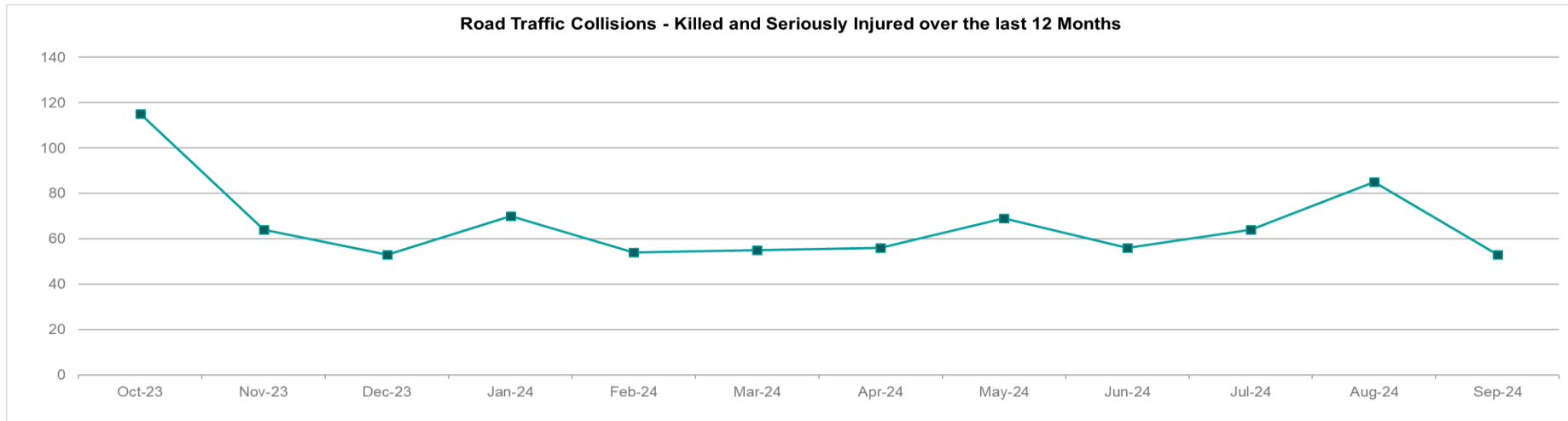


Missing Occurrences	Previous YTD	Current YTD	Change	% Change
Total	7,388	7,833	445	6.0%
Adult Missing	2,884	3,344	460	16.0%
Child Missing	4,504	4,489	-15	-0.3%



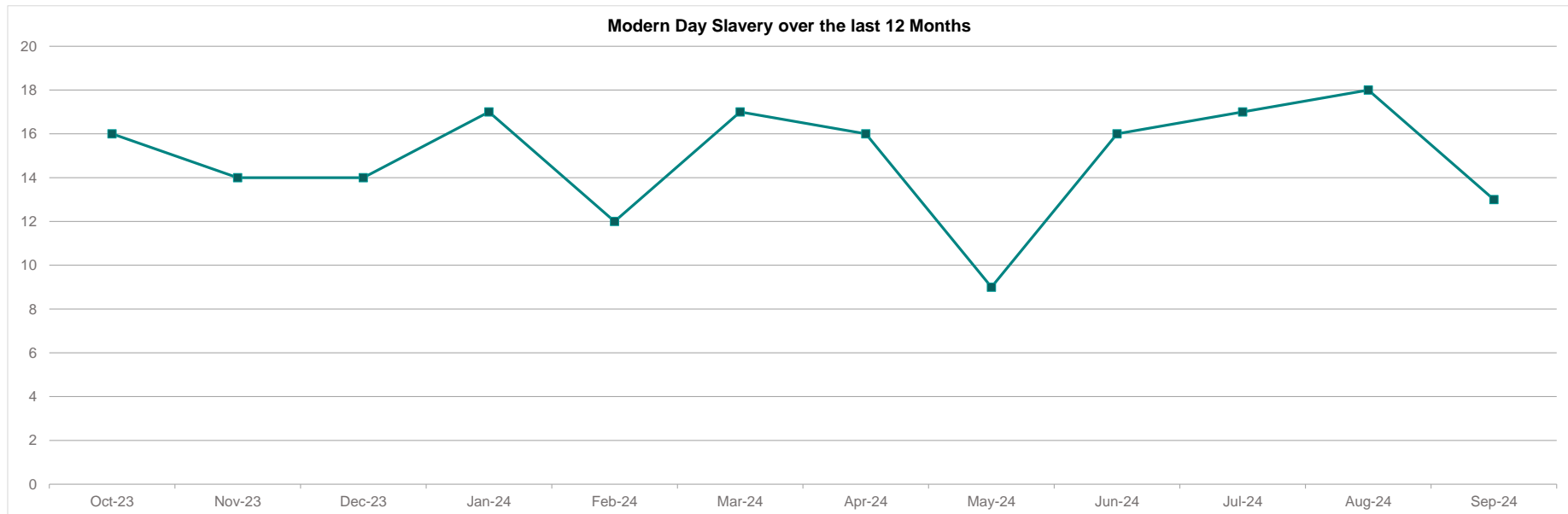
ROAD TRAFFIC COLLISIONS (RTC's) - KILLED AND SERIOUSLY INJURED (KSI)

Road Traffic Collisions	Previous YTD	Current YTD	Change	% Change
Damage Only	1,326	1,326	0	0.0%
Death	16	15	-1	-6.3%
Minor Injury	1,095	1,091	-4	-0.4%
Serious Injury	340	368	28	8.2%
Total	2,777	2,800	23	0.8%
Killed & Seriously Injured	356	383	27	7.6%



MODERN DAY SLAVERY

Modern Day Slavery	Previous YTD	Current YTD	Change	% Change
Crimes	90	89	-1	-1.1%
Child Trafficking Crimes	1	1	0	0.0%
Formal Action Taken	1	0	-1	-100.0%
Formal Action not Appropriate	21	11	-10	-47.6%
No Formal Action - Victim Based	65	69	4	6.2%
No Formal Action - Investigation Based	0	1	1	-
Outcome 20 - Other Agencies	0	0	0	-



Note: Child Trafficking - These are crimes coded to 'arrange or facilitate travel of another person with a view of exploitation', where the victim is aged 17 or under. This data is likely to see significant fluctuations over the months, as Hampshire has to record each crime that comes to its attention, many of which will then be transferred to the force having jurisdiction over the point of entry into the UK.

FORCED MARRIAGE AND FEMALE GENITAL MUTILATION

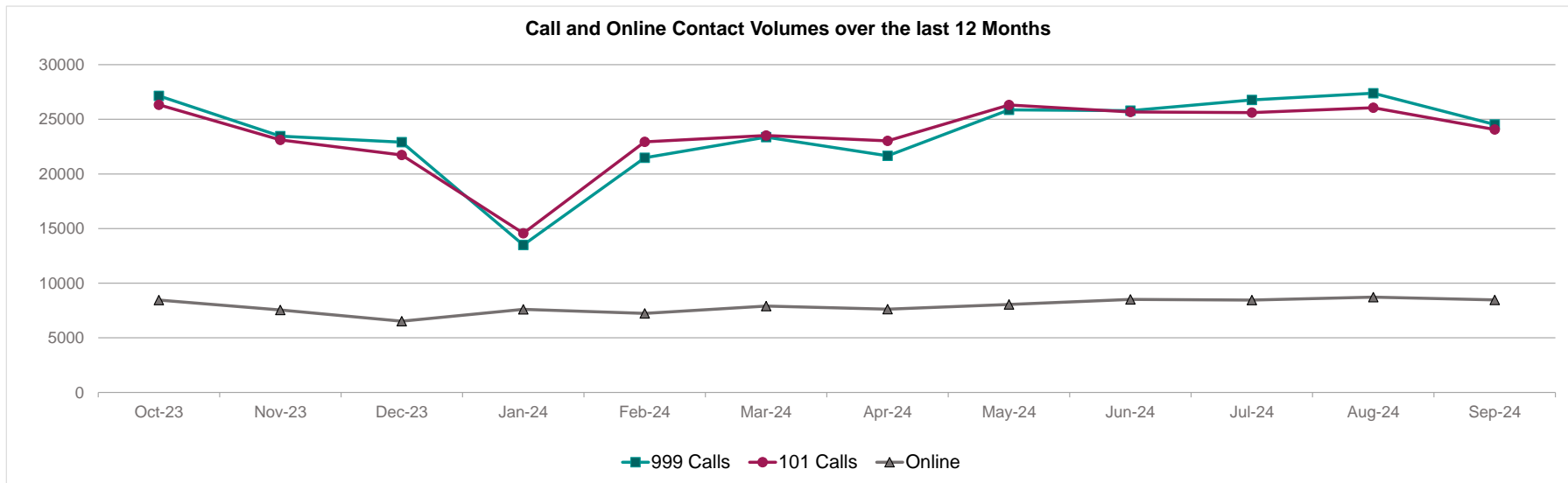
Forced Marriage	Previous YTD	Current YTD	Change	% Change
Crimes	1	0	-1	-100.0%
Formal Action Taken	0	0	0	-
Formal Action not Appropriate	0	0	0	-
No Formal Action - Victim Based	0	1	1	-
No Formal Action - Investigation Based	0	1	1	-
Outcome 20 - Other Agencies	0	0	0	-
Outcome 21 - Not in the Public Interest	0	0	0	-

Female Genital Mutilation	Previous YTD	Current YTD	Change	% Change
Crimes	0	0	0	-
Formal Action Taken	0	0	0	-
Formal Action not Appropriate	0	0	0	-
No Formal Action - Victim Based	0	0	0	-
No Formal Action - Investigation Based	0	0	0	-
Outcome 20 - Other Agencies	0	0	0	-
Outcome 21 - Not in the Public Interest	0	0	0	-

FIGHT CRIME

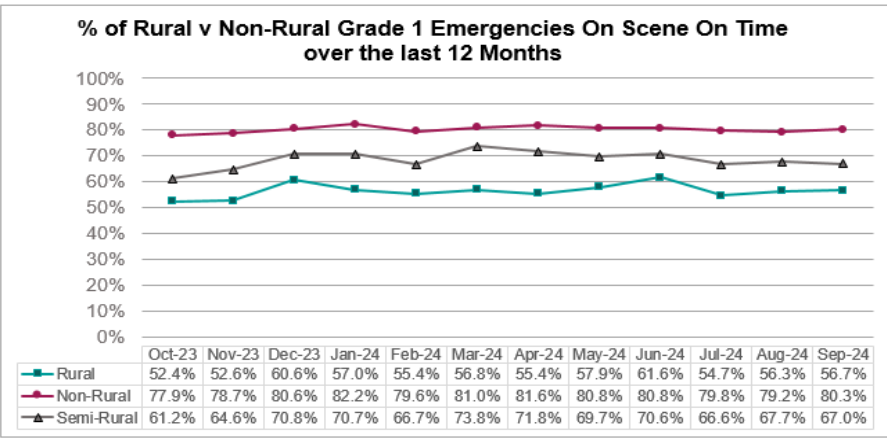
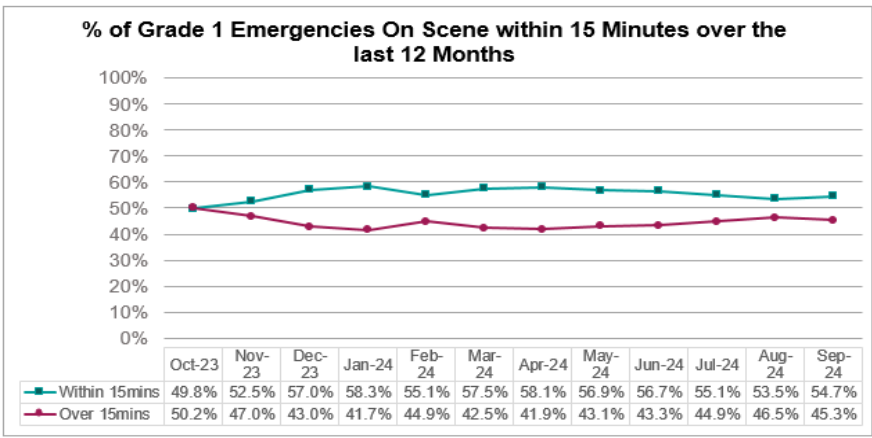
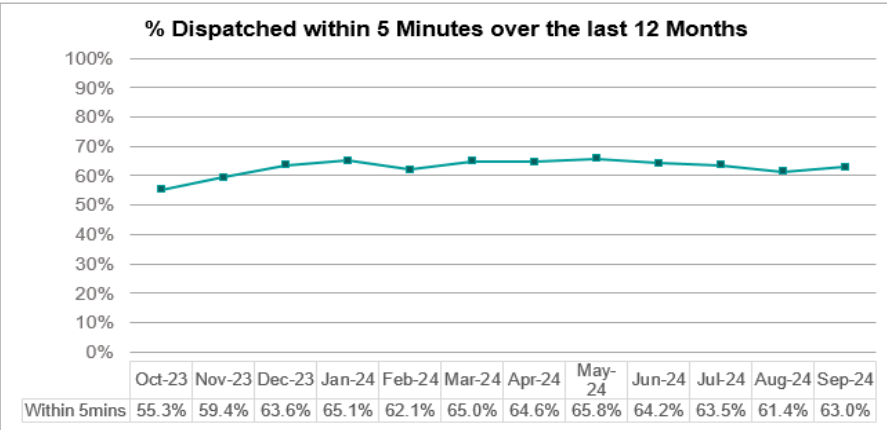
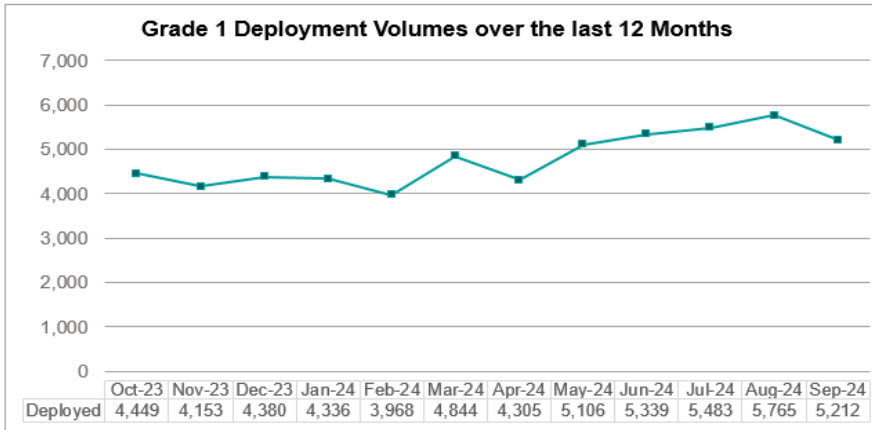
CALL AND ONLINE CONTACT VOLUMES

Contact Volumes	Previous YTD	Current YTD	Change	% Change
999 Calls	185,230	152,003	-33,227	-17.9%
<i>Within Service Level</i>	142,151	140,580	-1,571	-1.1%
<i>% Service Level</i>	76.7%	92.5%	-	15.7%
101 Calls	166,872	150,749	-16,123	-9.7%
Online	74,250	49,844	-24,406	-32.9%



Note: The way Online Contact Volumes are counted changed in 2020/21.

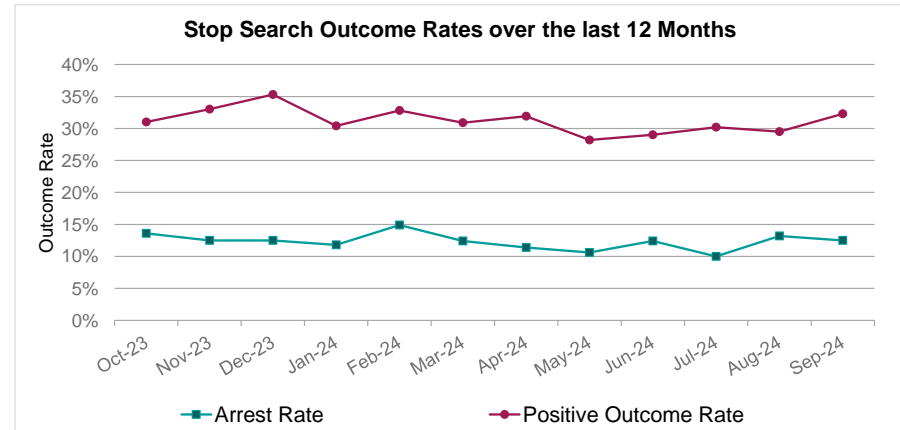
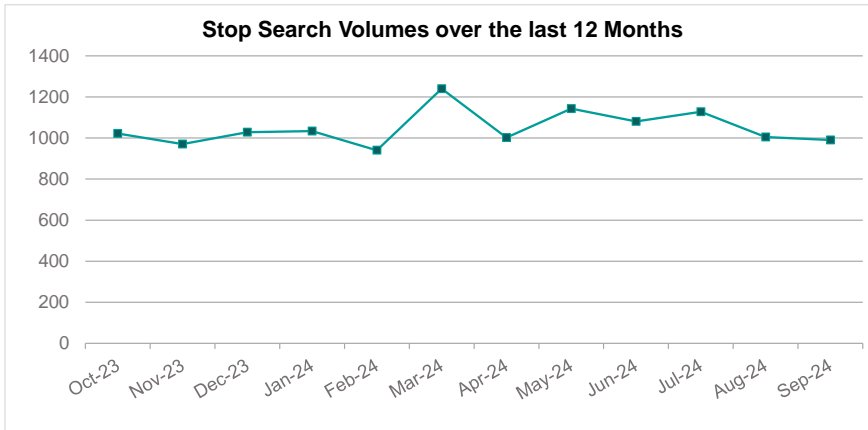
EMERGENCY CALL DEPLOYMENT TIMELINESS



STOP SEARCH AND FORMAL ACTION TAKEN (FAT) OUTCOME VOLUMES

Stop Search	Previous YTD	Current YTD	Change	% Change
Total	9,362	11,931	2,569	27.4%
Arrest Rate	9.5%	12.1%	-	2.6%
Positive Outcome Rate (incl. Arrest)	31.3%	32.4%	-	1.1%
Disproportionality - Black	6.7	6.6	-0.1	-1.9%
Disproportionality - BME	2.5	2.7	0.1	5.6%

*Notes: BME is based on visual ethnicity and not self-defined ethnicity.
In order to be proportionate, Black, Asian and BME disproportionality need to equal one.*



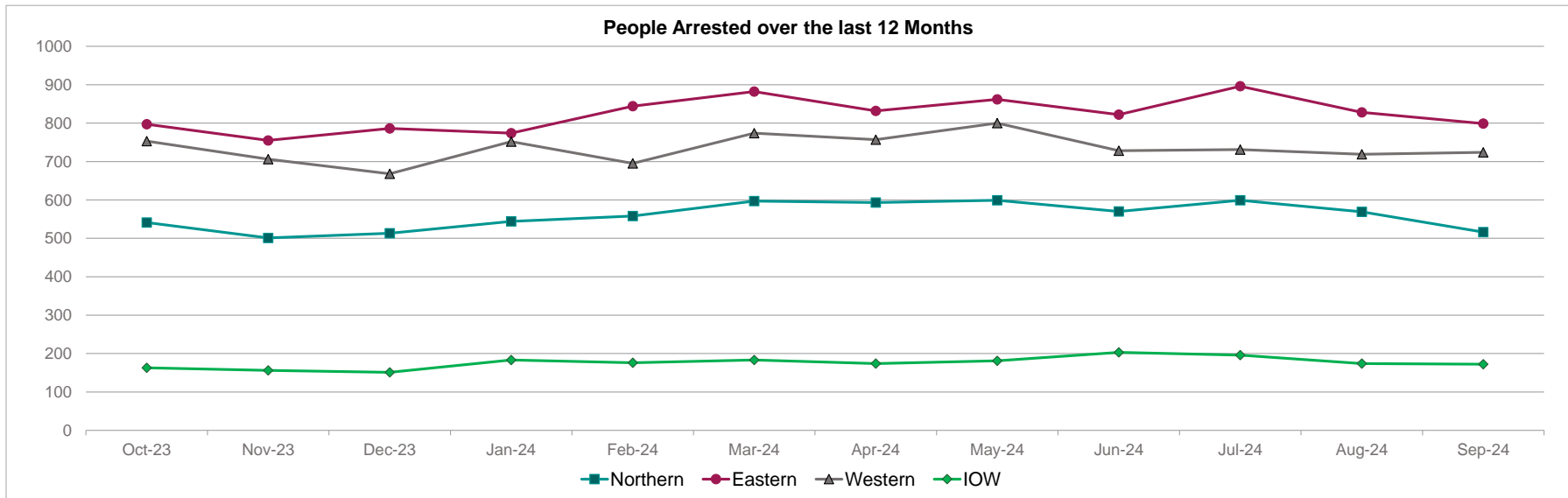
National & MSG Comparisons

Stop Search	Stops Per Month	Arrest Rate	Positive Outcome Rate	Disproportionality - Black	Disproportionality - BME
Hampshire	1,112	12.2%	27.7%	6.2	2.9
MSG Average	803	13.7%	27.0%	5.8	3.0
National Average	970	14.8%	26.8%	5.3	3.0

Note: Data extracted from Police.UK, latest available is August 2024

CUSTODY VOLUMES

People Arrested	Previous YTD	Current YTD	Change	% Change
Northern	3,004	3,446	442	14.7%
Eastern	4,713	5,039	326	6.9%
Western	4,226	4,459	233	5.5%
IOW	983	1,100	117	11.9%
Total	12,926	14,044	1,118	8.6%

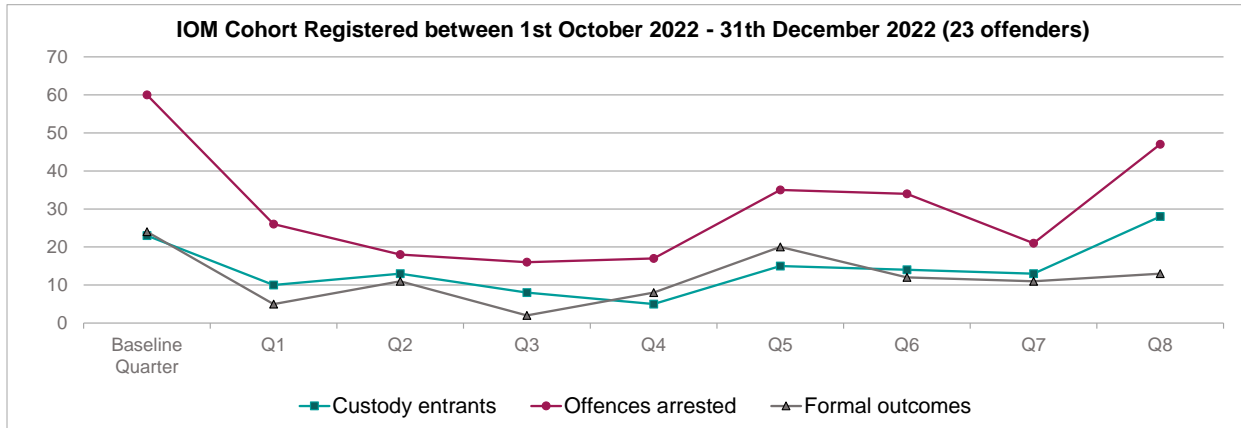


Bailed First Time

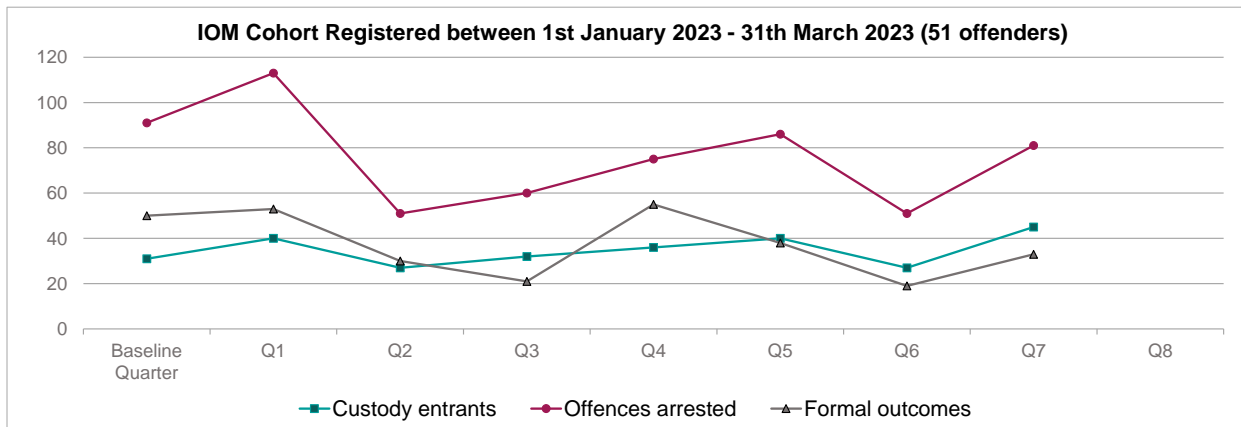
% Bailed 1st time	Previous YTD	Current YTD
Northern	7.8%	40.0%
Eastern	8.1%	45.4%
Western	10.2%	38.0%
IOW	7.4%	40.1%
Total	8.6%	41.3%

INTEGRATED OFFENDER MANAGEMENT (IOM) RE-OFFENDING VOLUMES

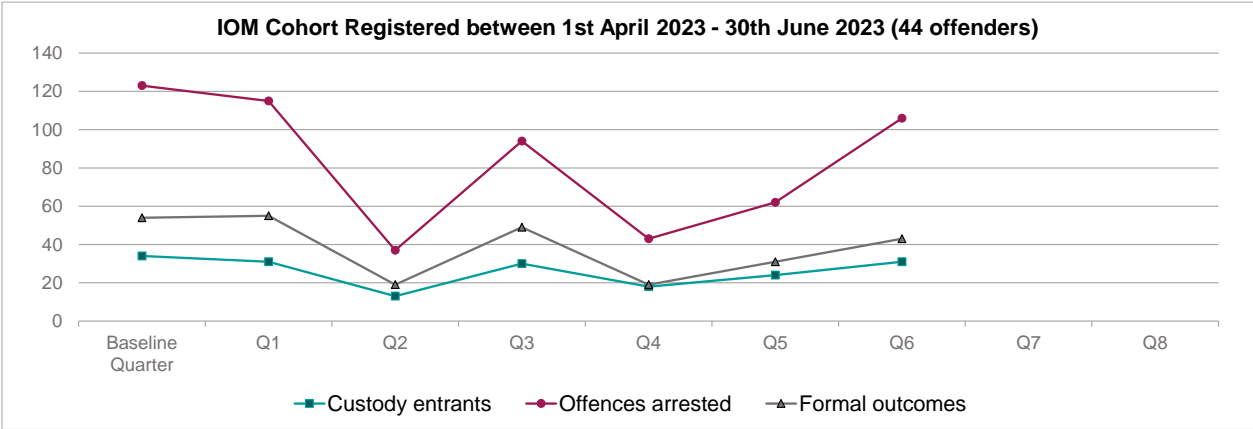
Custody Entrants	Number of Offences Arrested	Number of Formal Outcomes
Refers to the number of times the individuals in the cohort have been arrested and brought into police custody.	Refers to the total number of offences the individuals have been arrested for (some individuals will be arrested for multiple offences).	Refers to the total number of offences arrested which have resulted in a positive formal action outcome.



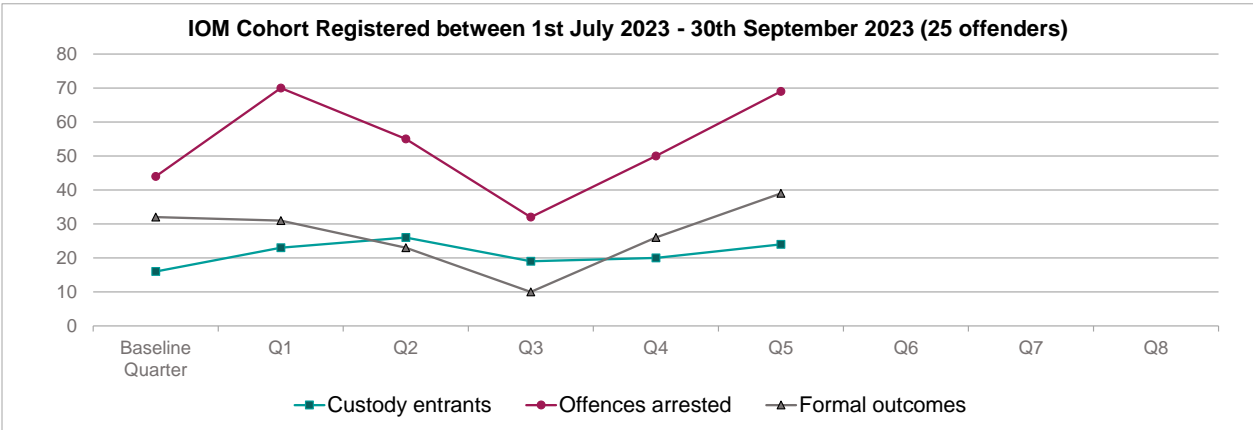
% Change	Baseline to Q8
Custody Entrants	21.7%
Offences Arrested	-21.7%
Formal Outcomes	-45.8%



% Change	Baseline to Q7
Custody Entrants	45.2%
Offences Arrested	-11.0%
Formal Outcomes	-34.0%



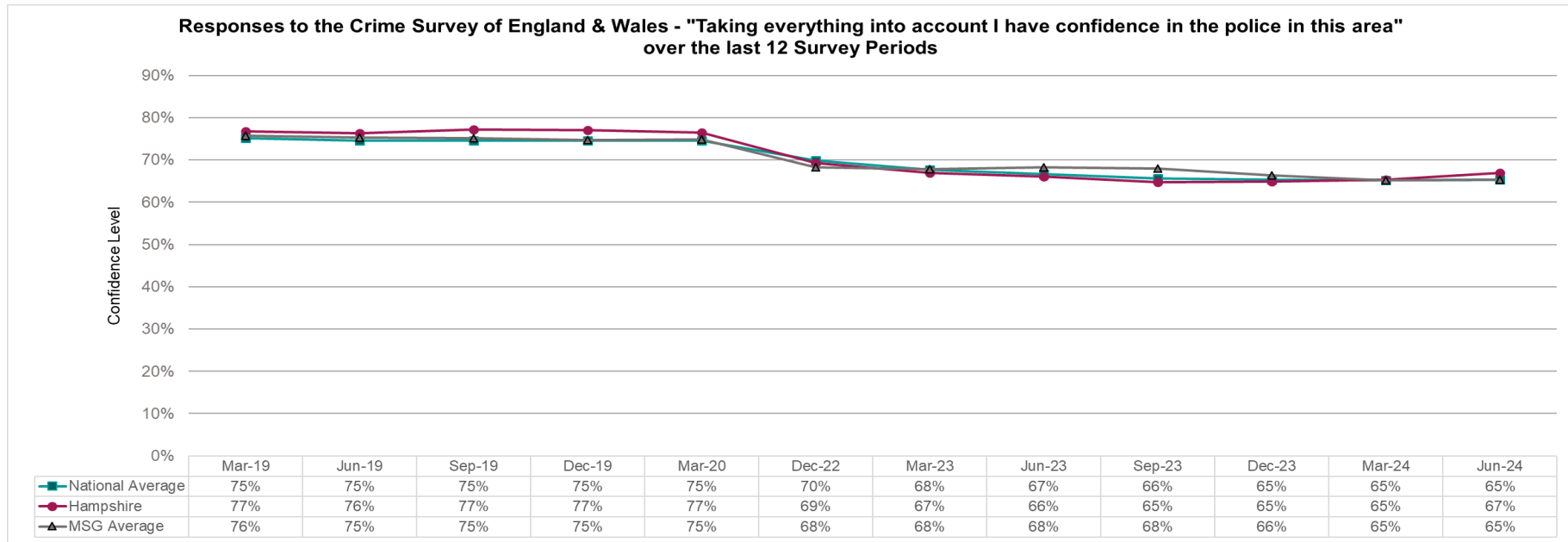
% Change	Baseline to Q6
Custody Entrants	-8.8%
Offences Arrested	-13.8%
Formal Outcomes	-20.4%



% Change	Baseline to Q5
Custody Entrants	50.0%
Offences Arrested	56.8%
Formal Outcomes	21.9%

Note: Data is provided quarterly, current levels as at September 2024.

PUBLIC CONFIDENCE NATIONAL SURVEY RESULTS



Note: Data collection for CSEW was suspended in March 2020 because of the coronavirus (COVID-19) pandemic and resumed on 4 October 2021.

STRENGTH AND RECRUITMENT

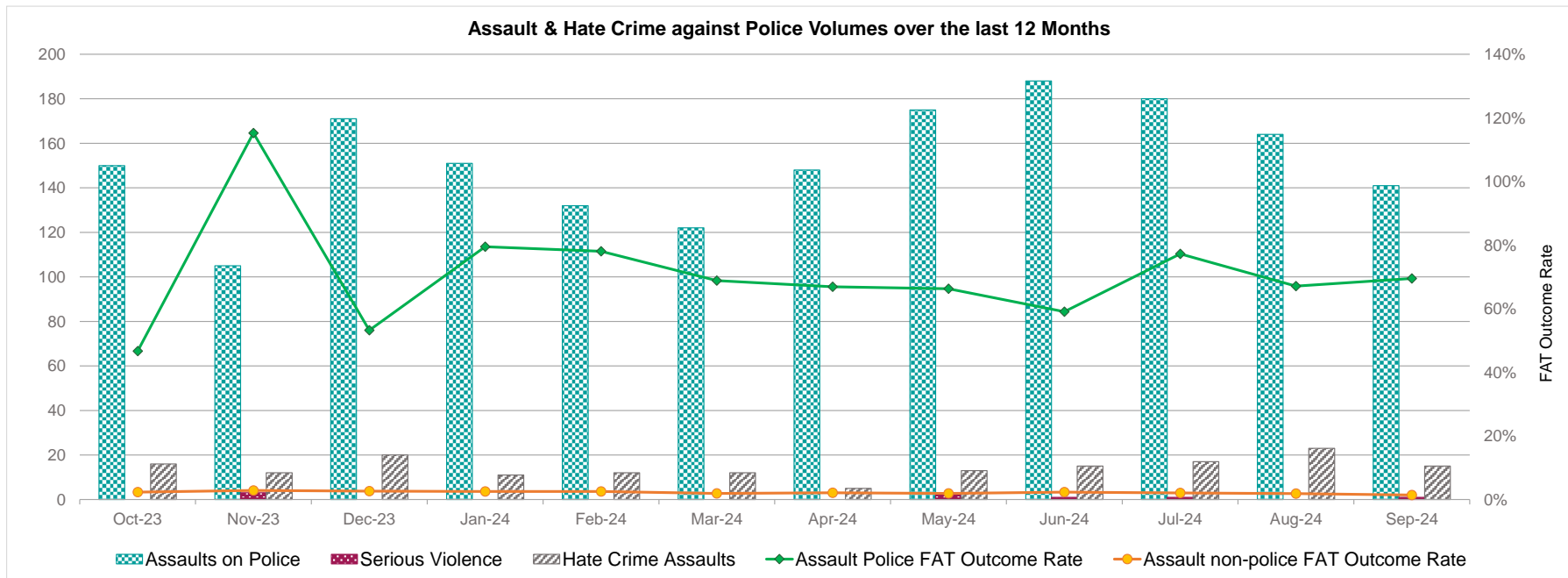
Current YTD	Strength (incl. temp promotions)	Headcount	Ethnicity - BME	Ethnicity - Not BME	Ethnicity - Not Stated	Gender - Male	Gender - Female
Officers	3,233	3,286	111	3,071	104	2,033	1,253
PCSOs	161	168	5	163	0	81	87
Staff	2,141	2,319	89	2,172	58	789	1,530
Sub Total	5,535	5,773	205	5,406	162	2,903	2,870
Specials	N/A	169	7	157	5	131	38
Force Total	5,535	5,942	212	5,563	167	3,034	2,908

Current YTD	All Recruitment Headcount	All Recruitment Strength	BME Recruitment Headcount	BME Recruitment Strength
Officers	116	116	6	6
PCSOs	26	26	1	1
Staff	227	214	12	12
Sub Total	369	356	19	19
Specials	18	N/A	0	N/A
Force Total	387	356	19	19

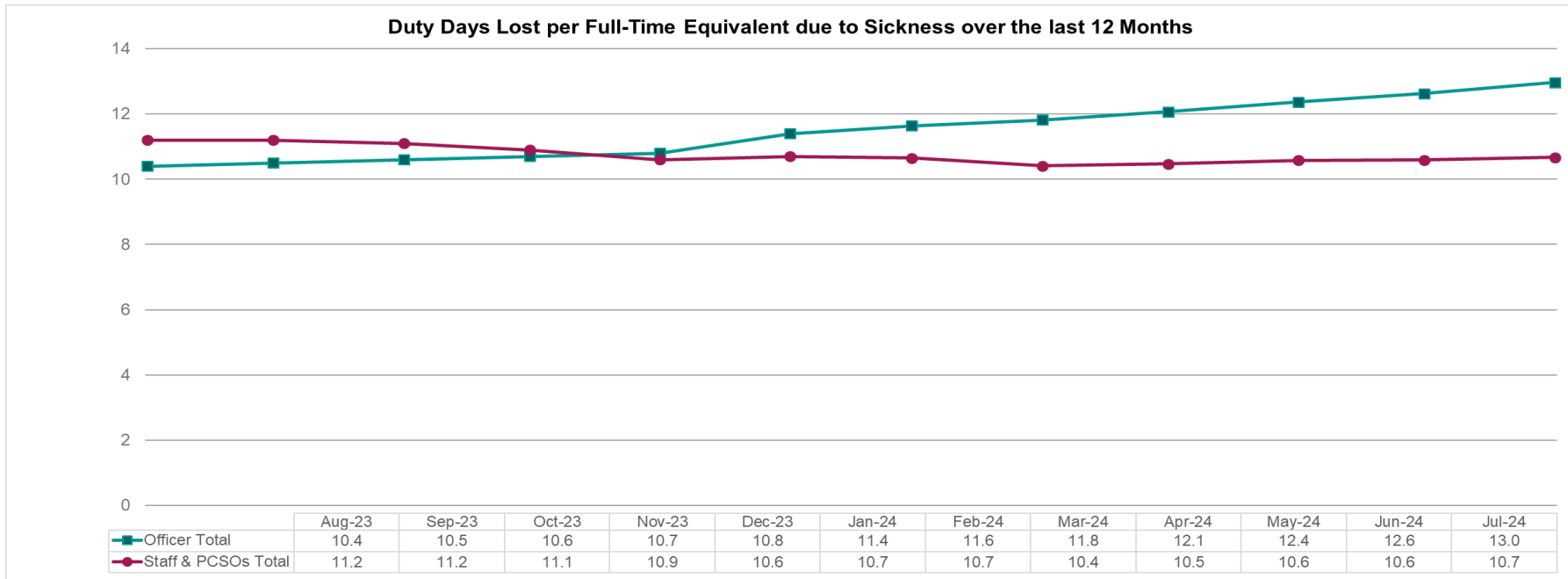
LOOK AFTER OUR PEOPLE

ASSAULT AND HATE CRIME AGAINST POLICE VOLUMES

Assaults and Hate Crime Against Police	Previous YTD	Current YTD	Change	% Change
Assaults on Police	901	996	95	10.5%
Serious Violence	4	5	1	25.0%
Hate Crime Assaults	88	88	0	0.0%
Formal Action Taken	658	673	15	2.3%
FAT Outcome Rate	73.0%	67.6%	-	-5.5%



SICKNESS RATES



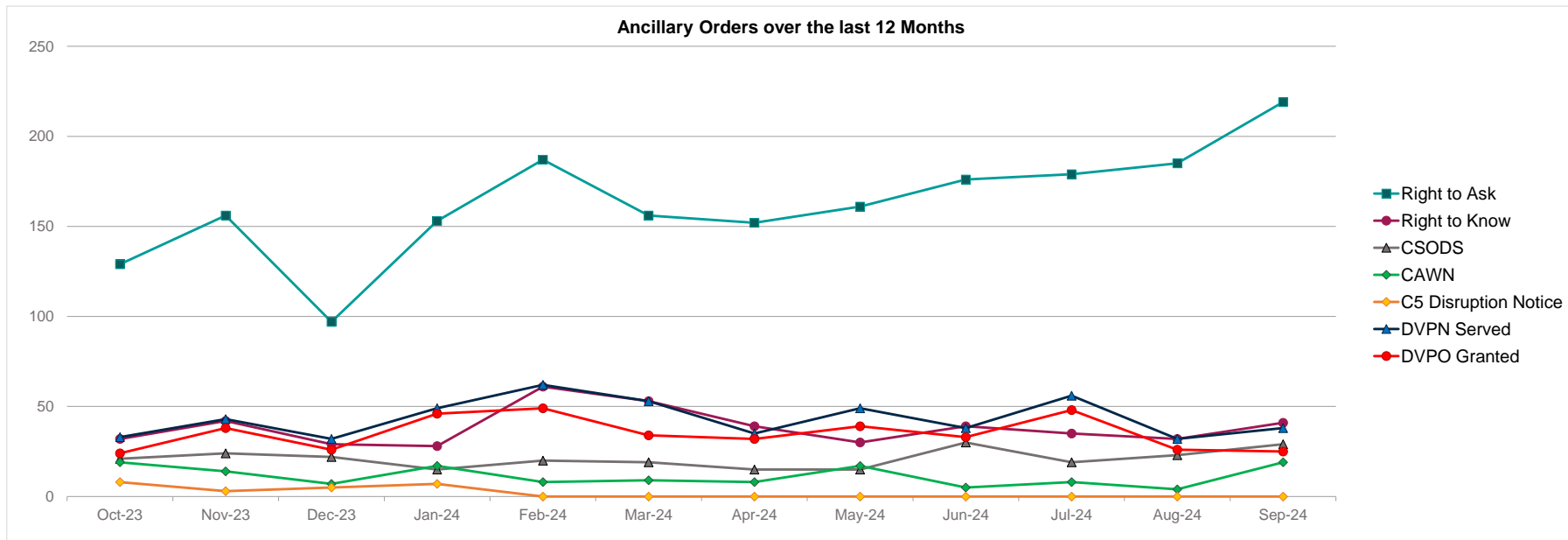
Note: Data is provided two months in arrears, current levels as at July 2024.

WORK WITH OTHERS

ANCILLARY ORDER VOLUMES

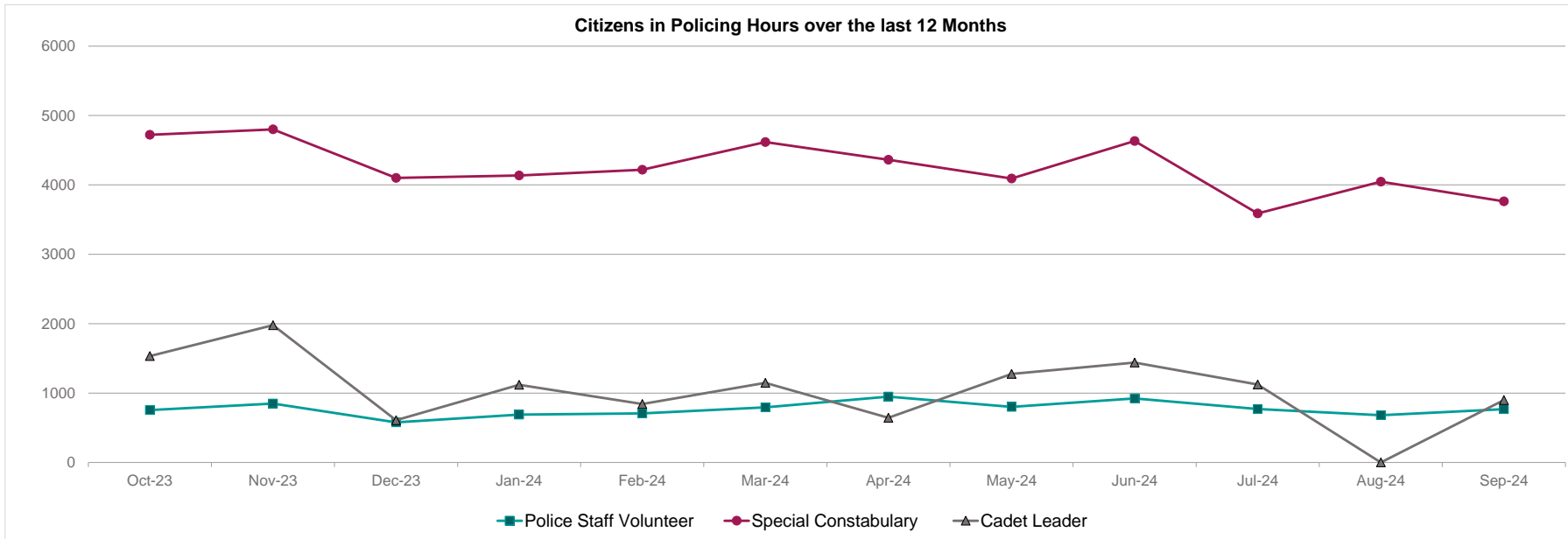
Ancillary Orders	Previous YTD	Current YTD	Change	% Change
Right to Ask	824	920	96	11.7%
Right to Know	175	177	2	1.1%
Child Sex Offender Disclosure Scheme	54	213	159	294.4%
Child Abduction Warning Notice	42	171	129	307.1%
C5 Perpetrator Disruption Notice	128	116	-12	-9.4%
Domestic Violence Prevention Notice	65	53	-12	-18.5%
Domestic Violence Prevention Order	26	0	-26	-100.0%

Note: It is not possible to separate Right to Ask and Right to Know between domestic abuse and sexual offences.



CITIZENS IN POLICING

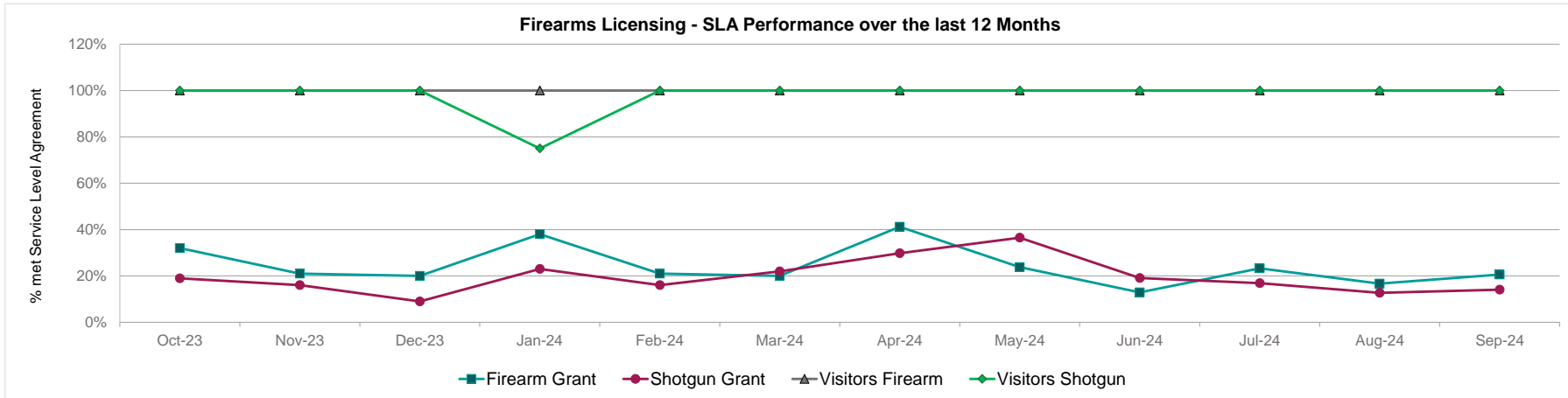
Citizens in Policing Hours	Previous YTD	Current YTD	Change	% Change
Police Staff Volunteer	7,884.3	8,757.0	872.7	11.1%
Special Constabulary	54,470.6	53,574.6	-896.0	-1.6%
Cadet Leader	4,843.5	15,061.5	10,218.0	211.0%



Notes: Cadet leader hours are approximates due to a change in recording systems.

FIREARMS LICENSING

Firearms Licensing (Grants Completed)	Apr-24	May-24	Jun-24	Jul-24	Aug-24	Sep-24	Sep-24 Number met SLA
Firearm Grant	32%	21%	20%	38%	21%	20%	7 of 22
Shotgun Grant	19%	16%	9%	23%	16%	22%	10 of 52
Visitors Firearm	100%	100%	100%	100%	100%	100%	4 of 4
Visitors Shotgun	100%	100%	100%	75%	100%	100%	4 of 4



Total grants (firearms and shotgun)	Sep-24
Number not met Service Level Agreement (SLA)	88
% Not met Service Level Agreement (SLA)	70%

Applications Received	Grants	Renewals
Total	100 (61)	169 (185)
Paper forms	5 (5)	16 (11)
Online forms	95 (56)	153 (174)
% Online	95% (92%)	91% (94%)
Total % Online	92% (94%)	

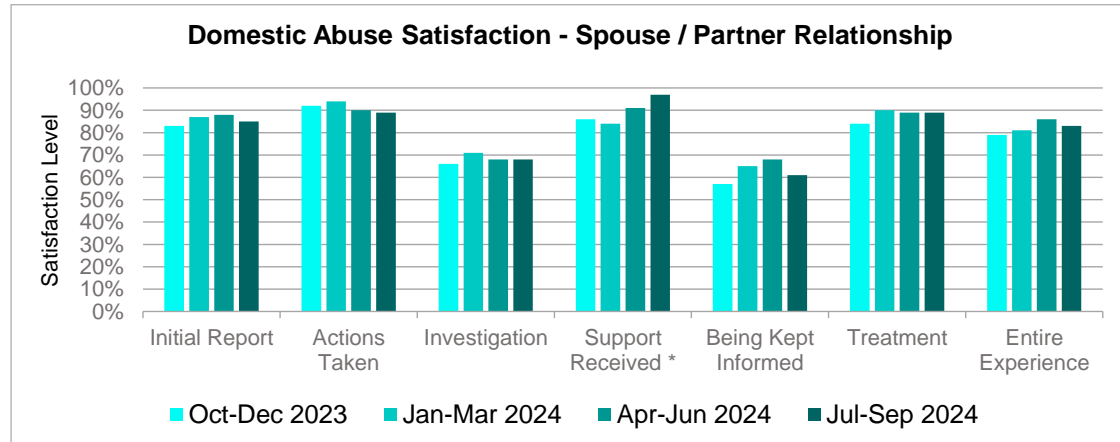
LEARN AND IMPROVE

VICTIM SATISFACTION SURVEY RESULTS - DOMESTIC ABUSE

Spouse / Partner Relationship	Jul-Sep 2024
Initial Report	85%
Actions Taken	89%
Investigation	68%
Support Received *	97%
Being Kept Informed	61%
Treatment	89%
Entire Experience	83%

* 32 people chose to receive support.

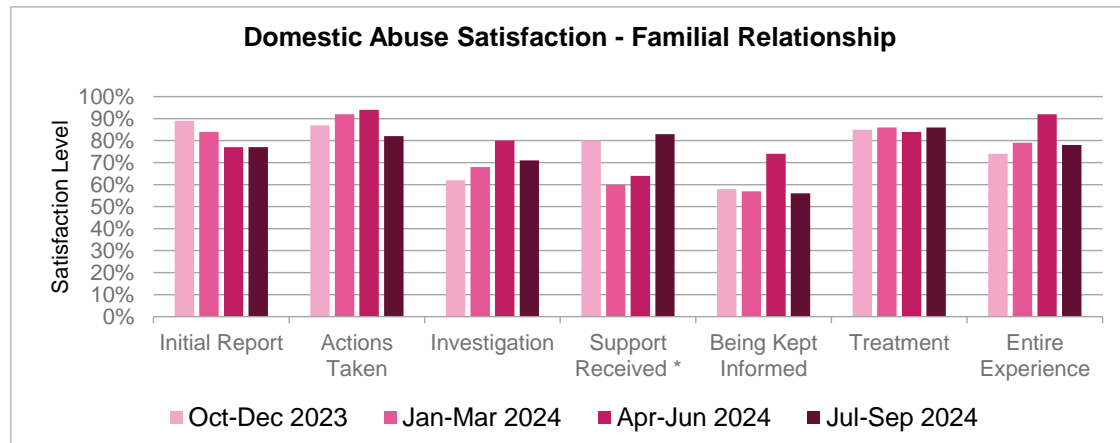
** 81 interviews took place.



Familial Relationship	Jul-Sep 2024
Initial Report	77%
Actions Taken	82%
Investigation	71%
Support Received *	83%
Being Kept Informed	56%
Treatment	86%
Entire Experience	78%

* 6 people chose to receive support.

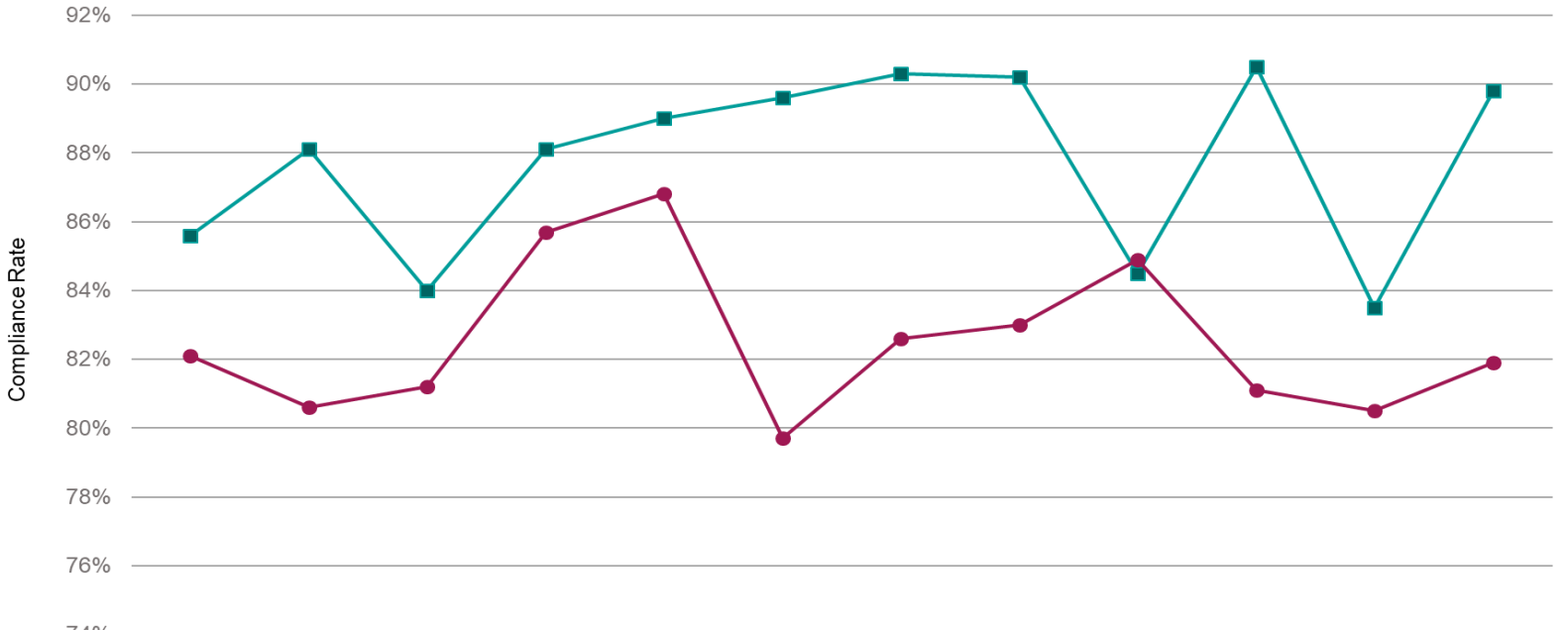
** 38 interviews took place.



Note: Data is updated quarterly, current levels as at September 2024.

CRIME DATA INTEGRITY COMPLIANCE RATES

HMICFRS Style Audit Results over the last 12 Test Periods



■ Incidents to Crime Compliance	86%	88%	84%	88%	89%	90%	90%	90%	85%	91%	84%	90%
● Classification Compliance	82%	81%	81%	86%	87%	80%	83%	83%	85%	81%	81%	82%

GLOSSARY

Most Similar Groups

Where available, most similar group (MSG) data is published alongside crime and formal action taken outcome data for comparison purposes. MSGs are calculated by the Home Office based on a number of socio-demographic and geographic variables which are correlated to crime/incident levels and the fear of crime. The other forces within Hampshire's MSG are: Avon & Somerset, Staffordshire, Essex, Leicestershire, Hertfordshire, Sussex and Thames Valley.

The MSG datasets are published monthly by the Home Office around six weeks after each month end. This Performance Profile uses the following MSG data for comparison:

For crimes: the latest three months available (three month timeframe is judged long enough to allow for sufficient volume for valid comparison, but short enough to show any trends as soon as possible)

For outcomes: the latest twelve months available (the longer timeframe allows for investigation time)

Outcomes Framework

Code	Number	Outcome	Group
1	1	Charged / Summoned	Formal Action Taken (FAT)
	2	Caution Youths	
	3	Caution Adults	
	4	Taken into Consideration	
	6	Penalty Notice for Disorder	
	7	Warning - Cannabis Possession	
	8	Community Resolution	
	2	5	
9		Not in the Public Interest (Crown Prosecution Service - CPS) (All Offences)	
10		Not in the Public Interest (Police)	
11		Prosecution Prevented - Named Suspect under Age	
12		Prosecution Prevented - Suspect too Ill to Prosecute	
13		Prosecution Prevented - Victim or Key Witness is Dead/Ill	
3	14	Evidential Difficulties Victim Based - Suspect not Identified	No Formal Action - Victim based
	16	Evidential Difficulties prevent Further Action; Victim does not Support Police Action	
4	15	Evidential Difficulties prevent Further Action; Victim Supports Police Action	No Formal Action - Investigation Based
	17	Prosecution Time Limit Expired	
	18	Investigation Complete: No Suspect Identified	
5	20	Responsibility for Further Investigation Transferred to Another Body	Outcome 20
6	21	Investigation to Support Action against Suspect not in Public Interest - Police Decision	Outcome 21
7	22	Diversions, Educational or Intervention Activity, Resulting from the Crime Report, Undertaken and it is Not in the Public Interest to Take Further Action.	Outcome 22

Abbreviations that May be Used Within this Document

Abbreviation	Description	Abbreviation	Description
ACRO	ACPO Criminal Records Office	KSI	Killed or Seriously Injured
ACC	Assistant Chief Constable		
ACT	Action Counters Terrorism	LPDU	Local Policing Delivery Unit
AEP	Attenuating Energy Projectiles		
ARV	Armed Response Vehicle	MAPPA	Multi-Agency Public Protection Arrangement
ASB	Anti Social Behaviour	MASH	Multi-Agency Safeguarding Hub
		MSG	Most Similar Group
BAU	Business As Usual		
BME	Black Minority Ethnic	NFA-IN	No Further Action - Investigated Based
		NFA-VB	No Further Action - Victim Based
C5	C5 Perpetrator Disruption Notice (aimed at sexual offenders against children)	NPT	Neighbourhood Policing Team
CAWN	Child Abuse Warning Notice		
CDI	Crime Data Integrity	OCG	Organised Crime Group
CID	Central Investigations Department	OIC	Officer In Charge
CPS	Crown Prosecution Service	O OCD	Out of Court Disposal
CSODS	Child Sex Offender Disclosure Scheme	ONS	On Scene
CSE	Child Sexual Exploitation	OPCC	Office of the Police and Crime Commissioner
CSP	Community Safety Partnership		
CVF	Completely, Very, or Fairly Satisfied	P&N	Prevention and Neighbourhoods
		PCSO	Police Community Support Officer
DCC (PSD)	Deputy Chief Constable (Professional Standards Department)	PDR	Personal Development Review
DRV/DRH	Drug Related Violence/Harm	PEU	Phone Examination Unit
DVPN	Domestic Violence Prevention Notice	PIC	Police Investigation Centre
DVPO	Domestic Violence Prevention Order	PIP	Professionalising Investigations Programme
		PSD	Professional Standards Department
ET	Employment Tribunal	PST	Personal Safety Training
EAT	Estimated Time of Arrival	PSU	Police Support Unit
		PSV	Police Staff Volunteer
FAT	Formal Action Taken		
FANA	Formal Action Not Appropriate	R&P	Response and Patrol Command (to be changed to Local Policing Command in due course)
FEO	Firearms Enquiry Officer	R12	Rolling 12 months
FPP	Force Performance Profile	RDIL	Rest Day in Lieu
		ROCU	Regional Organised Crime Unit
H&S	Health and Safety	RTC	Road Traffic Collision
HMICFRS	Her Majesty's Inspectorate of Constabulary, Fire and Rescue Services		
HTCU	High Technical Crime Unit	S&G	Sheds and Garages
		SAP	Workforce system hosted for Hampshire Constabulary by Hampshire County Council
INV	Investigations Command	SLA	Service Level Agreement
IOM	Integrated Offender Management	STO	Specially Trained Officer (in relation to Taser use)
IOPC	Independent Office for Police Conduct		
ITD	Intelligence, Tasking & Development	TIC	Taken Into Consideration
JOU	Joint Operations Unit	YTD	Year To Date

COMMUNITY SAFETY PARTNERSHIP PRIORITIES

Community Safety Partnerships Strategic Assessments / Reviews / Priorities can be found on the below links;

Hampshire	https://www.hants.gov.uk/community/saferhampshire/county-strategy-group
Eastleigh	https://www.eastleigh.gov.uk/our-community/community-safety/eastleigh-community-safety-partnership
North Hampshire	https://www.safernh.co.uk/about/strategic-assessment/
Havant	http://saferhavant.co.uk/partnership-working-2/
New Forest	http://www.communitysafety.newforest.gov.uk/article/17293/Safer-New-Forest
Test Valley	https://www.testvalley.gov.uk/communityandleisure/communitysafety/test-valley-community-safety-partnership-test-vall
Winchester	https://www.winchester.gov.uk/community-safety-and-neighbourhood-services/winchester-community-safety-partnership/current-csp-strategy
Southampton	https://www.southampton.gov.uk/council-democracy/partnership-working/safe-city/
Portsmouth	https://www.saferportsmouth.org.uk/strategic-assessments/
IOW	https://www.iow.gov.uk/council/OtherServices/Community-Safety-Services/Isle-of-Wight-Community-Safety-Partnership

PREVENTING CRIME

Crime Prevention	https://www.hampshire.police.uk/cp/crime-prevention/
------------------	---