

# USE OF FORCE

FROM

APRIL 1 2025

UNTIL

MARCH 31 2026

Total number of uses of force recorded:

**23,319**



**16,907**

Handcuffs used



**72**

Police dog deployed



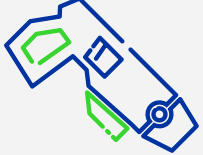
**5**

Police dog bite



**9,229**

Unarmed skills (push/wrist lock)



**529**

Taser drawn



**50**

Taser fired



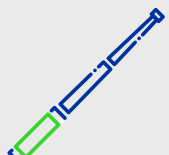
**40**

Firearm aimed



**0**

Firearm discharged



**158**

Baton drawn/used



**683**

Incapacitant drawn/used

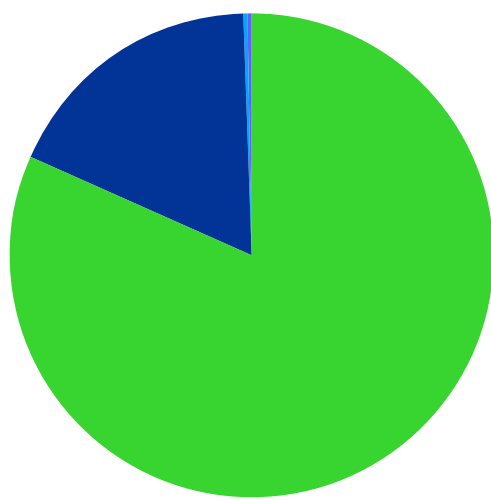


**121**

Spit guard used

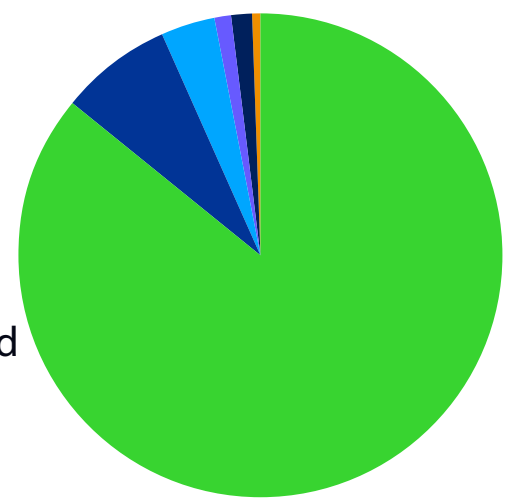


## Gender of subject:



- 80.1%** Male
- 16.5%** Female
- 3.4%** Unknown/Not Stated

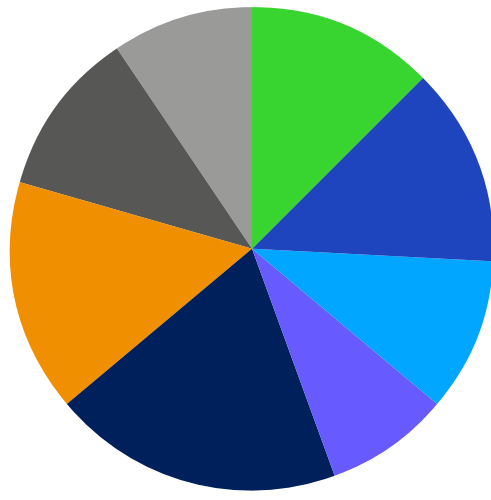
## Ethnicity of subject:



- 64.1%** White
- 24.8%** Not stated
- 4%** Black
- 2.3%** Asian
- 2.3%** Mixed
- 2.4%** Other

## Reason for use of force\*:

\* Multiple reasons can be recorded for each use of force incident



- 48.4%** Arrest
- 51.4%** Prevent escape
- 37.9%** Prevent harm
- 23.7%** Effect stop and search
- 61%** Protecting self
- 45.8%** Protecting other officers
- 29.3%** Prevent offence
- 23.1%** Protect public from violence

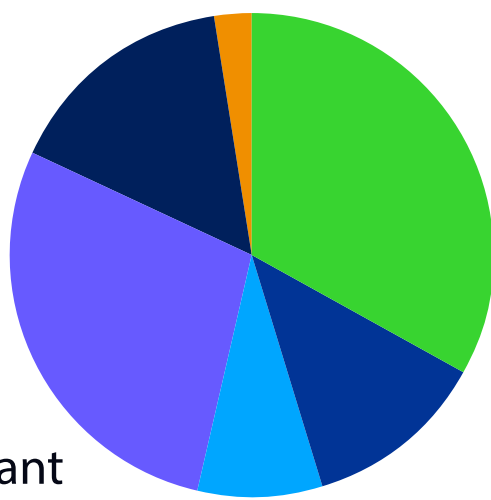
## Impact factor\*:

\* Multiple reasons can be recorded for each use of force incident



- 33.9%** Alcohol
- 36.6%** Drugs
- 13.8%** Possession of a weapon
- 25.7%** Mental health
- 25.7%** Prior knowledge
- 22.2%** Size/Build/Gender
- 1%** Acute behavioural disorder
- 7.7%** Crowd
- 14.9%** Other

## Subject conduct:



- 36.9%** Compliant
- 11.9%** Passive resistance
- 8%** Verbal resistance/gestures
- 27.1%** Active resistance
- 14%** Aggressive resistance
- 2%** Serious/aggravated resistance

**1,328**

incidents of officers assaulted



HAMPSHIRE & ISLE OF WIGHT  
**CONSTABULARY**

**SAFE FOR EVERYONE**

[www.hampshire.police.uk](http://www.hampshire.police.uk)

