

Total number of stops



Arrests

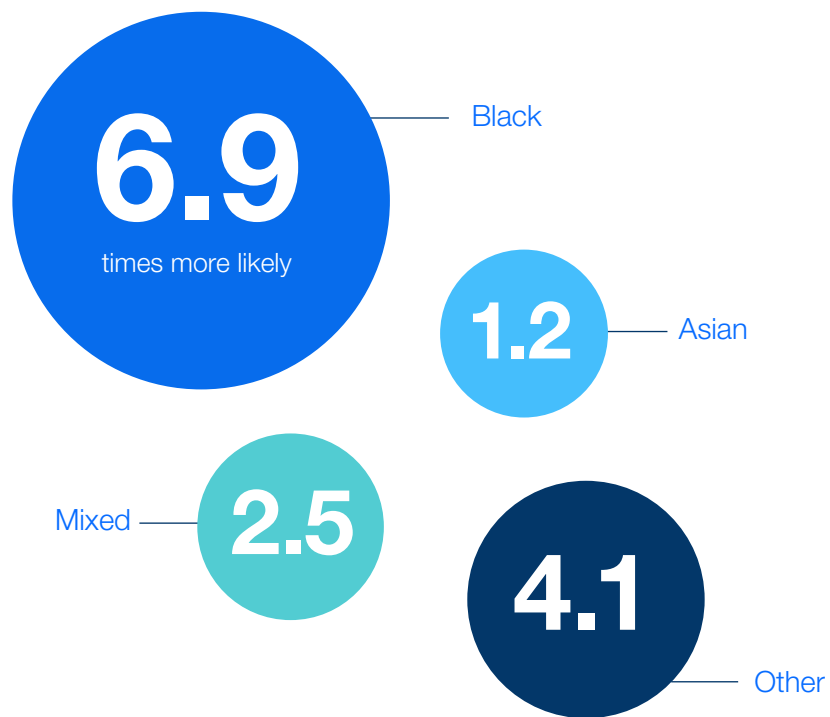


No further action/advice



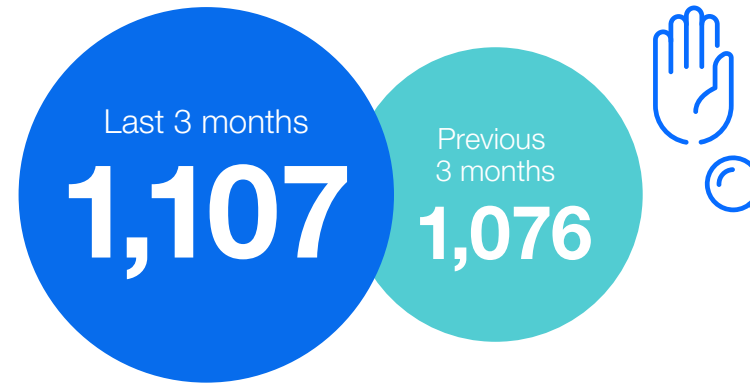
Disproportionality

Likelihood of being stopped and searched compared to white person



Positive outcomes*

*Positive outcomes includes arrests



STOP & SEARCH

QUARTER 4 JAN 2021 TO APRIL 2021



“Stop and search is an important part of our community policing, helping us protect all we serve.”
Assistant Chief Constable Maggie Blyth

Our Independent Advisory Groups meet quarterly to review a sample of stops, including body-worn video. [Find out more](#)



HAMPSHIRE
CONSTABULARY



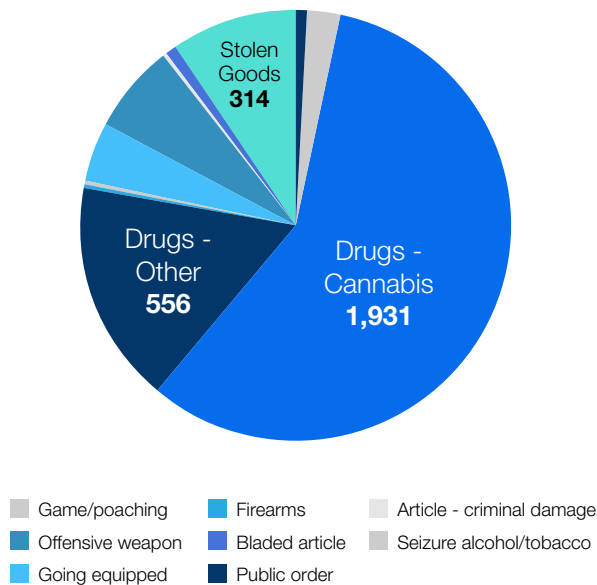
**ETHICAL AND
INCLUSIVE OF ALL**

Disproportionality table for each district

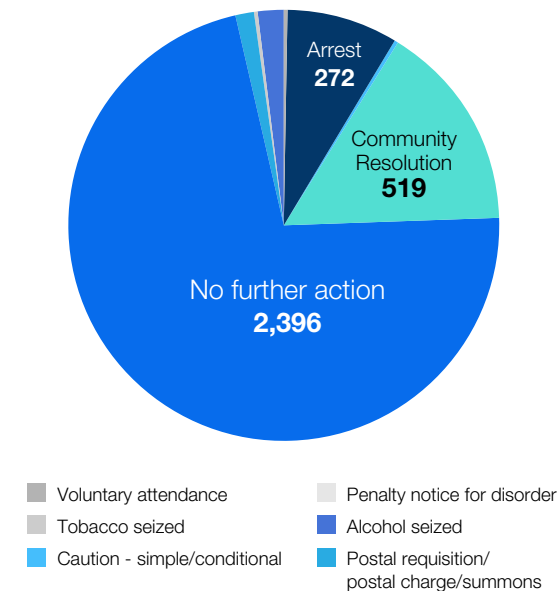
Number of times more likely to be stopped than a white person

	Asian	Black	Mixed	Other
Basingstoke	1.1	8.3	5.6	2.2
East Hants	0.7	4.9	4.8	4.3
Eastleigh	0.9	12.6	2.4	0.0
Fareham	0.0	5.3	1.4	0.0
Gosport	1.8	2.5	0.5	2.4
Hart	0.0	0.0	4.2	0.0
Havant	2.8	6.1	1.6	8.1
Isle of Wight	2.7	5.4	0.5	4.2
New Forest	0.0	4.0	1.5	4.0
Portsmouth	1.0	3.3	1.5	4.0
Rushmoor	0.5	6.4	1.2	0.0
Southampton	1.2	6.2	3.4	2.4
Test Valley	0.0	6.9	2.3	0.0
Winchester	1.4	16.4	0.5	10.1

Reason for stop



Outcome of stop



Stops by ethnicity

